

UNITED STATES  
SECURITIES AND EXCHANGE COMMISSION  
Washington, D.C. 20549

FORM 10-K

ANNUAL REPORT PURSUANT TO SECTION 13 OR 15(d) OF THE SECURITIES EXCHANGE ACT OF 1934  
For the fiscal year ended September 30, 2013

or

TRANSITION REPORT PURSUANT TO SECTION 13 OR 15(d) OF THE SECURITIES EXCHANGE ACT OF 1934  
For the transition period from \_\_\_ to \_\_\_

Commission File Number 0-22175



**EMCORE Corporation**

(Exact name of registrant as specified in its charter)

New Jersey

(State or other jurisdiction of incorporation or organization)

22-2746503

(I.R.S. Employer Identification No.)

10420 Research Road, SE, Albuquerque, New Mexico, 87123

(Address of principal executive offices) (Zip Code)

Registrant's telephone number, including area code: (505) 332-5000

Securities registered pursuant to Section 12(b) of the Act:

Common Stock, no par value

(Title of each class)

NASDAQ Stock Market

(Name of each exchange on which registered)

Securities registered pursuant to Section 12(g) of the Act: **None**

Indicate by check mark if the registrant is a well-known seasoned issuer, as defined in Rule 405 of the Securities Act.  Yes x **No**

Indicate by check mark if the registrant is not required to file reports pursuant to Section 13 or 15(d) of the Act.  Yes x **No**

Indicate by check mark whether the registrant (1) has filed all reports required to be filed by Section 13 or 15(d) of the Securities Exchange Act of 1934 during the preceding 12 months (or for such shorter period that the registrant was required to file such reports), and (2) has been subject to such filing requirements for the past 90 days. x **Yes**  No

Indicate by check mark whether the registrant has submitted electronically and posted on its corporate website, if any, every Interactive Data File required to be submitted and posted pursuant to Rule 405 of Regulation S-T during the preceding 12 months (or for such shorter period that the registrant was required to submit and post such files). x **Yes**  No

Indicate by check mark if disclosure of delinquent filers pursuant to Item 405 of Regulation S-K is not contained herein, and will not be contained, to the best of the registrant's knowledge, in definitive proxy or information statements incorporated by reference in Part III of this Form 10-K or any amendment to this Form 10-K.

Indicate by check mark whether the registrant is a large accelerated filer, an accelerated filer, a non-accelerated filer, or a smaller reporting company. See the definition of "large accelerated filer", "accelerated filer", and "smaller reporting company" in Rule 12b-2 of the Exchange Act.  Large accelerated filer x **Accelerated filer**  Non-accelerated filer  Smaller reporting company

Indicate by check mark whether the registrant is a shell company (as defined in Rule 12b-2 of the Act).  Yes x **No**

The aggregate market value of our common stock held by non-affiliates as of March 30, 2013 (the last business day of our most recently completed second fiscal quarter) was approximately \$142.1 million, based on the closing sale price of \$5.82 per share of common stock as reported on the NASDAQ Global Market. For purposes of this disclosure, shares of common stock held by officers and directors and by each person known by us to own 5% or more of our outstanding common stock have been excluded.

As of November 29, 2013, the number of shares outstanding of our no par value common stock totaled 30,029,975.

---

**DOCUMENTS INCORPORATED BY REFERENCE**

In accordance with General Instruction G(3) of Form 10-K, certain information required by Part III hereof will either be incorporated into this Form 10-K by reference to our Definitive Proxy Statement for our Annual Meeting of Stockholders filed within 120 days of September 30, 2013 or will be included in an amendment to this Form 10-K filed within 120 days of September 30, 2013.

**CAUTIONARY STATEMENT  
REGARDING FORWARD-LOOKING STATEMENTS**

This Annual Report on Form 10-K includes forward-looking statements within the meaning of Section 27A of the Securities Act of 1933, as amended (the Securities Act) and Section 21E of the Securities and Exchange Act of 1934, as amended (the Exchange Act). These forward-looking statements are made pursuant to the safe harbor provisions of the Private Securities Litigation Reform Act of 1995. These forward-looking statements are largely based on our current expectations and projections about future events and financial trends affecting the financial condition of our business. Such forward-looking statements include, in particular, projections about our future results included in our Exchange Act reports, statements about our plans, strategies, business prospects, changes and trends in our business and the markets in which we operate. These forward-looking statements may be identified by the use of terms and phrases such as “anticipates”, “believes”, “can”, “could”, “estimates”, “expects”, “forecasts”, “intends”, “may”, “plans”, “projects”, “should”, “targets”, “will”, “would”, and similar expressions or variations of these terms and similar phrases. Additionally, statements concerning future matters such as our expected liquidity, development of new products, enhancements or technologies, sales levels, expense levels, and other statements regarding matters that are not historical are forward-looking statements. Management cautions that these forward-looking statements relate to future events or our future financial performance and are subject to business, economic, and other risks and uncertainties, both known and unknown, that may cause actual results, levels of activity, performance, or achievements of our business or our industry to be materially different from those expressed or implied by any forward-looking statements. Factors that could cause or contribute to such differences in results and outcomes include without limitation those discussed under Item 1A - Risk Factors as well as those discussed elsewhere in this Annual Report. These cautionary statements apply to all forward-looking statements wherever they appear in this Annual Report.

Forward-looking statements are based on certain assumptions and analyses made in light of our experience and perception of historical trends, current conditions and expected future developments as well as other factors that we believe are appropriate under the circumstances. While these statements represent our judgement on what the future may hold, and we believe these judgements are reasonable, these statements are not guarantees of any events or financial results. All forward-looking statements in this Annual Report are made as of the date hereof, based on information available to us as of the date hereof, and subsequent facts or circumstances may contradict, obviate, undermine, or otherwise fail to support or substantiate such statements. We caution you not to rely on these statements without also considering the risks and uncertainties associated with these statements and our business that are addressed in this Annual Report. Certain information included in this Annual Report may supersede or supplement forward-looking statements in our other reports filed with the Securities and Exchange Commission. We assume no obligation to update any forward-looking statement to conform such statements to actual results or to changes in our expectations, except as required by applicable law or regulation.

**EMCORE Corporation**  
**FORM 10-K**  
**For The Fiscal Year Ended September 30, 2013**

**TABLE OF CONTENTS**

		<b><u>Page</u></b>
<b><u>Part I:</u></b>		
<a href="#"><u>Item 1.</u></a>	<a href="#"><u>Business</u></a>	<a href="#"><u>4</u></a>
<a href="#"><u>Item 1A.</u></a>	<a href="#"><u>Risk Factors</u></a>	<a href="#"><u>14</u></a>
<a href="#"><u>Item 1B.</u></a>	<a href="#"><u>Unresolved Staff Comments</u></a>	<a href="#"><u>34</u></a>
<a href="#"><u>Item 2.</u></a>	<a href="#"><u>Properties</u></a>	<a href="#"><u>34</u></a>
<a href="#"><u>Item 3.</u></a>	<a href="#"><u>Legal Proceedings</u></a>	<a href="#"><u>34</u></a>
<a href="#"><u>Item 4.</u></a>	<a href="#"><u>Mine Safety Disclosures</u></a>	<a href="#"><u>34</u></a>
<b><u>Part II:</u></b>		
<a href="#"><u>Item 5.</u></a>	<a href="#"><u>Market for Registrant's Common Equity, Related Stockholder Matters, and Issuer Purchases of Equity Securities</u></a>	<a href="#"><u>35</u></a>
<a href="#"><u>Item 6.</u></a>	<a href="#"><u>Selected Financial Data</u></a>	<a href="#"><u>38</u></a>
<a href="#"><u>Item 7.</u></a>	<a href="#"><u>Management's Discussion and Analysis of Financial Condition and Results of Operations</u></a>	<a href="#"><u>42</u></a>
<a href="#"><u>Item 7A.</u></a>	<a href="#"><u>Quantitative and Qualitative Disclosures about Market Risk</u></a>	<a href="#"><u>64</u></a>
<a href="#"><u>Item 8.</u></a>	<a href="#"><u>Financial Statements and Supplementary Data</u></a>	<a href="#"><u>65</u></a>
	<a href="#"><u>Consolidated Statements of Operations and Comprehensive Income (Loss) for the fiscal years ended September 30, 2013, 2012, and 2011</u></a>	<a href="#"><u>65</u></a>
	<a href="#"><u>Consolidated Balance Sheets as of September 30, 2013 and 2012</u></a>	<a href="#"><u>66</u></a>
	<a href="#"><u>Consolidated Statements of Shareholders' Equity for the fiscal years ended September 30, 2013, 2012, and 2011</u></a>	<a href="#"><u>67</u></a>
	<a href="#"><u>Consolidated Statements of Cash Flows for the fiscal years ended September 30, 2013, 2012, and 2011</u></a>	<a href="#"><u>68</u></a>
	<a href="#"><u>Notes to Consolidated Financial Statements</u></a>	<a href="#"><u>70</u></a>
	<a href="#"><u>Report of Independent Registered Public Accounting Firm - KPMG LLP</u></a>	<a href="#"><u>105</u></a>
<a href="#"><u>Item 9.</u></a>	<a href="#"><u>Changes in and Disagreements with Accountants on Accounting and Financial Disclosure</u></a>	<a href="#"><u>107</u></a>
<a href="#"><u>Item 9A.</u></a>	<a href="#"><u>Controls and Procedures</u></a>	<a href="#"><u>107</u></a>
<a href="#"><u>Item 9B.</u></a>	<a href="#"><u>Other Information</u></a>	<a href="#"><u>109</u></a>
<b><u>Part III:</u></b>		
<a href="#"><u>Item 10.</u></a>	<a href="#"><u>Directors, Executive Officers, and Corporate Governance</u></a>	<a href="#"><u>112</u></a>
<a href="#"><u>Item 11.</u></a>	<a href="#"><u>Executive Compensation</u></a>	<a href="#"><u>112</u></a>
<a href="#"><u>Item 12.</u></a>	<a href="#"><u>Security Ownership of Certain Beneficial Owners and Management and Related Stockholder Matters</u></a>	<a href="#"><u>112</u></a>
<a href="#"><u>Item 13.</u></a>	<a href="#"><u>Certain Relationships, Related Transactions, and Director Independence</u></a>	<a href="#"><u>112</u></a>
<a href="#"><u>Item 14.</u></a>	<a href="#"><u>Principal Accounting Fees and Services</u></a>	<a href="#"><u>112</u></a>
<b><u>Part IV:</u></b>		
<a href="#"><u>Item 15.</u></a>	<a href="#"><u>Exhibits and Financial Statement Schedules</u></a>	<a href="#"><u>113</u></a>
	<a href="#"><u>SIGNATURES</u></a>	<a href="#"><u>116</u></a>

**PART I.**

**ITEM 1. Business**

**Company Overview**

EMCORE Corporation and its subsidiaries (the “Company”, “we”, “our”, or “EMCORE”) offers a broad portfolio of compound semiconductor-based products for the broadband, fiber optics, satellite, and solar power markets. We were established in 1984 as a New Jersey corporation and we have two reporting segments: Fiber Optics and Photovoltaics. EMCORE's Fiber Optics business segment provides optical components, subsystems and systems for high-speed telecommunications, Cable Television (CATV), Wireless and Fiber-To-The-Premise (FTTP) networks, as well as products for satellite communications, video transport and specialty photonics technologies for defense and homeland security applications. EMCORE's Solar Photovoltaics business segment provides products for space power applications including high-efficiency multi-junction solar cells, Coverglass Interconnected Cells (CICs) and complete satellite solar panels, and terrestrial applications, including high-efficiency multi-junction solar cells for concentrating photovoltaic (CPV) power systems.

Our headquarters and principal executive offices are located at 10420 Research Road, SE, Albuquerque, New Mexico, 87123, and our main telephone number is (505) 332-5000. For specific information about us, our products or the markets we serve, please visit our website at <http://www.emcore.com>. The information contained in or linked to our website is not a part of, nor incorporated by reference into, this Annual Report on Form 10-K or a part of any other report or filing with the Securities and Exchange Commission (SEC).

We are subject to the information requirements of the Securities Exchange Act of 1934. We file periodic reports, current reports, proxy statements, and other information with the SEC. The SEC maintains a website at <http://www.sec.gov> that contains all of our information that has been filed electronically. We make available free of charge on our website a link to our Annual Reports on Form 10-K, Quarterly Reports on Form 10-Q, Current Reports on Form 8-K, and amendments to those reports filed or furnished pursuant to Section 13(a) or 15(d) of the Exchange Act, as soon as reasonable practicable, after such material is electronically filed with, or furnished to, the SEC.

**Overview of Our Industry and Markets We Serve**


Compound semiconductor-based products provide the foundation of components, subsystems, and systems used in a broad range of technology markets. Compound semiconductor materials are capable of providing electrical or electro-optical functions, such as emitting optical communications signals, detecting optical communications signals, and converting sunlight into electricity.

Collectively, our products serve the telecommunications, CATV, FTTP, defense and homeland security, satellite communications, broadcast and professional audio video markets, and space solar power markets.

## Fiber Optics


Our fiber optics products enable information that is modulated on light signals to be transmitted, routed (switched) and received in communication systems and networks. Our Fiber Optics segment primarily offers the following product lines:

### DIGITAL PRODUCTS: Telecommunications



- **Telecom Optical Products** - We believe that we are a leading supplier for tunable 10, 40, 100 and 400 gigabits per second (Gb/s) transmission applications for dense wavelength division multiplexed (DWDM) transponders and transceivers essential for telecommunications transport systems. We are one of few suppliers who offer vertically-integrated products, including external-cavity laser modules, integrable tunable laser assemblies (ITLAs), micro integrable tunable laser assemblies (micro-ITLA) and tunable 10 gigabits small form factor pluggable (T-XFP) transceivers. Our internally developed laser technology is highly suited for applications of 400 Gb/s and 1 terrabits per second due to its superior narrow linewidth and low noise characteristics. All of our DWDM products are fully Telcordia® qualified and comply with industry multi-source agreements (MSAs).

### BROADBAND: Laser, Receiver & Photodetector Components




- **Laser/Photodetector Component Products** - We believe that we are a leading provider of optical components including lasers, photodetectors, and various forms of packaged subassemblies. Our products include bare die (or chip), transmitter optical subassemblies (TOSA), distributed feedback (DFB) lasers, positive-intrinsic-negative (PIN) and avalanche photodiode (APD) components for 10 Gb/s Ethernet, InfiniBand, FTTP, and telecom applications. We provide component products to the global fiber optics industry, and we also leverage the benefits of our vertically-integrated infrastructure through low-cost manufacturing and early access to newly developed internally-produced components.

**BROADBAND: Cable Television (CATV)**




- **Cable Television (CATV) Products** - We believe that we are a market leader in providing radio frequency (RF) over fiber products for the CATV industry. Our products are used in hybrid fiber coaxial (HFC) networks that enable cable service operators to offer multiple advanced services to meet the expanding demand for high-speed Internet, on-demand and interactive video, and other advanced services, such as high-definition television (HDTV) and voice over IP (VoIP). Our CATV products include forward and return-path analog and digital lasers, photodetectors and subassembly components, broadcast analog and digital fiber-optic transmitters, and quadrature amplitude modulation (QAM) transmitters and receivers. Our products provide our customers with increased data transmission distance, speed and bandwidth, lower noise video reception, and lower power consumption.

**BROADBAND: Fiber-To-The-Premises (FTTP)**



- **Fiber-To-The-Premises (FTTP) Products** - Telecommunications companies are extending their optical infrastructure to their business enterprise and residential customers because of higher bandwidth requirements. We have developed customer qualified FTTP components and subsystem products to support plans by telephone companies to offer voice, video, and data services through the deployment of new fiber optics-based access networks. Our FTTP products include passive optical network (PON) transceivers, radio frequency over glass (RFoG) optical transceivers, analog fiber optic transmitters for video overlay and high-power erbium-doped fiber amplifiers (EDFA), analog and digital lasers, photodetectors and subassembly components, analog video receivers, and multi-dwelling unit (MDU) video receivers. Our products provide our customers with higher performance innovative analog and digital designs, that support exceptional network performance capabilities for service providers.

**BROADBAND: Satellite/Microwave Communications**




- **Satellite Communications (Satcom) Products** - We believe that we are a leading provider of optical components and systems for use in equipment that provides high-performance optical data links for the terrestrial portion of satellite communications networks. Our products include transmitters, receivers, subsystems, and systems that transport wideband radio frequency and microwave signals between satellite hub equipment and antenna dishes. Our products provide our customers with increased bandwidth and lower power consumption.

**BROADBAND: Broadcast & Pro A/V Video Transport**



- **Video Transport Products** - Our video transport product line focuses on developing targeted solutions that meet the evolving technology needs of our customers in broadcasting, government, transportation, IP television (IPTV), and security and surveillance applications over private and public networks. Our video, audio, data, and RF transmission systems serve both analog and digital requirements, providing cost-effective, flexible solutions geared for infrastructure upgrades and expansion.

**BROADBAND: Defense & Homeland Security**

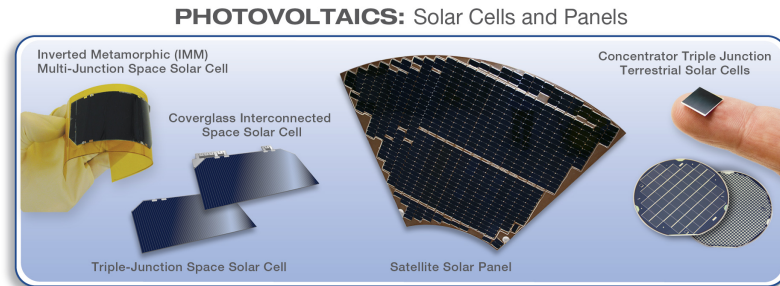


- **Defense and Homeland Security Products** - Leveraging our expertise in RF module design and high-speed parallel optics, we provide a suite of ruggedized products that meet the reliability and durability requirements of the U.S. government and defense markets. Our specialty defense products include fiber optic gyro components used in commercial and military applications, high-frequency RF fiber optic link components for towed decoy systems, optical delay lines for radar systems, erbium-doped fiber amplifiers, terahertz spectroscopy systems, pulse lasers for light detection and ranging (LIDAR) spectroscopy systems and other products. Our products provide our customers with high frequency and dynamic range, compact form-factor, and extreme temperature, shock and vibration tolerance.

Customers for our Fiber Optics segment include: Alcatel Lucent, Arris, BUPT-GUOAN Broadband, Ciena, Cisco Systems, Fujitsu, Huawei, NEC, Nokia, Pace plc., Tellabs, and ZTE. For the fiscal years ended September 30, 2013, 2012 and 2011, no Fiber Optics customer accounted for more than 10% of our total consolidated revenue.

## **Photovoltaics**

We believe our high-efficiency compound semiconductor-based multi-junction solar cell products provide our customers with compelling cost and performance advantages over competitive solutions. These advantages include higher solar array efficiency, reduced mass and stowage volume and resistance to radiation environments, all of which can benefit satellite launch costs. The high efficiency of our products enables our customers to reduce their solar product footprint by providing more power output with fewer solar cells.



Our Photovoltaics segment targets the following markets:

- **Satellite Solar Power Generation** - We believe that we are a leading provider of satellite/spacecraft solar power solutions to the space exploration, defense, intelligence, and global communications industries. A satellite's operational success depends on its available power and its capacity to transmit data. We provide advanced, compound semiconductor-based solar cells and solar panel products that are highly resistant to space radiation environments and generate more power from sunlight than competitive technologies. Satellite power systems using our multi-junction solar cells weigh less per unit of power than traditional silicon-based solar cells and provide our customers with reduced solar array size and launch costs.

We currently manufacture and sell one of the most efficient, reliable, and radiation resistant advanced triple-junction solar cells in the world, with an average "beginning of life" conversion efficiency of 29.5%. We are the only U.S. manufacturer to supply true monolithic bypass diodes for shadow protection by utilizing several EMCORE patented methods.

Additionally, we are developing an entirely new class of advanced multi-junction solar cells with even higher conversion efficiency. This new architecture, called inverted metamorphic multi-junction (IMM), to date has demonstrated conversion efficiencies above 34% in laboratory measurements.

We also offer covered interconnected cells and solar panel lay-down services that allow us to provide our customers with fully integrated solar panels for satellite applications. We provide satellite manufacturers with proven integrated power solutions that improve satellite economics. Satellite manufacturers and solar array integrators rely on us to meet their demanding satellite power needs with our proven flight heritage.



- **Terrestrial Solar Power Generation** - Solar power generation systems utilize photovoltaic cells to convert sunlight into electricity and have been used in terrestrial applications for several decades. We believe the market for terrestrial solar power generation solutions will grow as solar power generation technologies improve in efficiency, as global prices for non-renewable energy sources (*i.e.*, fossil fuels) continue to fluctuate, and as concern over the effects of fossil fuel-based carbon emissions on global warming grows. Terrestrial solar power generation has emerged as a rapidly expanding renewable energy source because it has certain advantages when compared to other energy sources, including reduced environmental impact, elimination of fuel price risk, installation flexibility, scalability, distributed power generation (*i.e.*, electric power is generated at the point of use rather than transmitted from a central station to the user), and reliability. The rapid increase in demand for solar power has created a growing demand for highly efficient, reliable, and cost-effective concentrating solar power systems.

We have adapted our high-efficiency, compound semiconductor-based, multi-junction solar cell products for terrestrial applications in commercial and utility-scale concentrator photovoltaic (CPV) power systems. We have attained >42% conversion efficiency under 500x illumination with our terrestrial concentrating solar cell products. This compares favorably to the 15%-21% efficiency of silicon-based solar cells. We believe that solar concentrator systems assembled using our compound semiconductor-based solar cells can be competitive with silicon-based solar power generation systems in certain geographic regions with high direct normal irradiance (DNI). We currently serve the terrestrial solar market with solar cells designed for CPV terrestrial solar power systems.

While the terrestrial power generation market is still developing, we have shipped nearly 10,000,000 solar cells, providing over 100 megawatts of power as part of production orders for CPV components and systems. Our customers include major solar concentrating systems companies in the United States, Europe, and Asia.

Current customers for our Photovoltaics segment include: Applied Physics Labs - Johns Hopkins University, ATK, Boeing, Dutch Space, NASA-JPL, Northrop Grumman, Orbital Sciences Corporation, SSL and Suncore Corporation. For the fiscal year ended September 30, 2013, SSL represented less than 10% of our total consolidated revenue. For the fiscal years ended September 30, 2012, and 2011, SSL represented 14%, and 11%, of our total consolidated revenue, respectively.

### Segment Data

See [Note 16 - Segment Data and Related Information](#) in the notes to our consolidated financial statements for disclosures related to business segment revenue, geographic revenue, and operating loss by business segment.

### Strategic Plan

*We intend to leverage our technology core competency to transform the Company to be a key technology solution provider.*

Our core competency continues to be our comprehensive expertise and infrastructure related to compound semiconductor materials and devices, as well as integrated products enabled by these technologies. To that end, we plan to continue to operate and grow our Space Photovoltaics and Fiber Optics businesses. Furthermore, this combined portfolio with unique market applications provides a level of diversification in this highly cyclical economic environment.

*We plan to focus on product areas with strong technology differentiation and growth opportunities in our Fiber Optics business.*

Newer products, such as micro-ITLA for 40, 100 and 400 Gb/s coherent transponders and CATV transmitters and receivers for the new standard DOCSIS3.1 should strengthen our position as a leader in the industry. We believe that these products have the potential to generate significant growth opportunities in the future. The critical need for these solutions to the industry was validated by the significant engagement by our customers in the design phase. Most recently we demonstrated the industry's first 100 Gb/s integrated tunable transmitter assembly in a CFP-2 package. This is one of the most sought-after solutions for high-bandwidth transmission. We are committed to leveraging our laser design capability and platforms to bring new products to market.

*We will aggressively pursue business for government and defense applications by leveraging current business relationships and infrastructure.*

Through our program engagement in the areas of space photovoltaics and specialty photonics, we have developed a strong penetration and customer base for defense and homeland security applications. Our technologies in inverted metamorphic multi-junction (IMM) solar cells, fiber optic gyro (FOG) transceivers, and terahertz spectroscopy are critical for certain government programs. In addition, we are transitioning our FOG product line into volume production. Our efforts over the past eight years to engage new customers and develop the key, vertically integrated technologies to support this product line have paid off through awards of several key Department of Defense design wins that will enter production in 2015. We continue to engage in new business opportunities within all phases of the FOG market; defense, commercial navigation, space and energy exploration.

#### **Government Research Contracts**

We derive a portion of our revenue from funding by various agencies of the U.S. government through research contracts and subcontracts. These contracts typically cover work performed over extended periods of time, from several months up to several years. These contracts may be modified or terminated at the convenience of the U.S. government and may be subject to governmental budgetary fluctuations. In addition, government funding for these contracts could be reduced as a result of a combination of federal income tax increases and restrictions on government spending as a result of sequestration.

#### **Sources of Raw Materials**

We depend on a limited number of suppliers for certain raw materials, components, and equipment used in our products. We continually review our supplier relationships to mitigate risks and lower costs, especially where we depend on one or two suppliers for critical components or raw materials. While maintaining inventories that we believe are sufficient to meet our near-term needs, we strive not to carry significant inventories of raw materials. Accordingly, we maintain ongoing communications with our suppliers in order to prevent any interruptions in supply, and have implemented a supply-chain management program to maintain quality and lower purchase prices through standardized purchasing efficiencies and design requirements. To date, we generally have been able to obtain sufficient quantities of critical supplies in a timely manner.

We are subject to rules promulgated by the SEC pursuant to the Dodd-Frank Wall Street Reform and Consumer Protection Act regarding the use of “conflict minerals.” These rules will impose additional costs and may introduce new risks related to our ability to verify the origin of any “conflict minerals” used in our products.

#### **Manufacturing**

We utilize MOCVD (metal-organic chemical vapor deposition) systems that are capable of processing virtually all compound semiconductor-based materials. Our operations include wafer fabrication, device design and production, fiber optic module, subsystem and system design and manufacture, and solar panel engineering and assembly. Many of our manufacturing operations are computer monitored or controlled to enhance production output and statistical control. We employ a strategy of minimizing ongoing capital investments, while maximizing the variable nature of our cost structure. We maintain supply agreements with key suppliers. Where we can gain cost advantages while maintaining quality and intellectual property control, we outsource the production of certain products, subsystems, components, and subassemblies to contract manufacturers located overseas. Our contract manufacturers maintain comprehensive quality assurance and delivery systems, and we continuously monitor them for compliance.

All solar cell products, including terrestrial solar cells to be incorporated into the CPV receivers will continue to be manufactured at our manufacturing facility in Albuquerque, NM.

Our various manufacturing processes involve extensive quality assurance systems and performance testing. Our facilities have acquired and maintain certification status for their quality management systems. Our manufacturing facilities located in Albuquerque, New Mexico, Alhambra, California, Ivyland, Pennsylvania, and Langfang, China are registered to ISO 9001 standards.

## **Sales and Marketing**

We sell our products worldwide through our direct sales force, third party sales representatives and distributors, and application engineers. Our sales force communicates with our customers' engineering, manufacturing, and purchasing personnel to determine product design, qualifications, performance, and price. Our strategy is to use our direct sales force to sell to key accounts and to expand our use of third party sales representatives for increased coverage in international markets and certain domestic segments.

Throughout our sales cycle, we work closely with our customers to qualify our products into their product lines. As a result, we develop strategic and long-lasting customer relationships with products and services that are tailored to our customers' requirements. We focus our marketing communication efforts on increasing brand awareness, communicating our technologies' advantages, and generating leads for our sales force. We use a variety of marketing methods, including our website, participation at trade shows, and selective advertising to achieve these goals.

Externally, our marketing group works with customers to define requirements, characterize market trends, define new product development activities, identify cost reduction initiatives, and manage new product introductions. Internally, our marketing group communicates and manages customer requirements with the goal of ensuring that our product development activities are aligned with our customers' needs. These product development activities allow our marketing group to manage new product introductions and new product and market trends. See [Note 16 - Segment Data and Related Information](#) in the notes to the consolidated financial statements for disclosures related to business segment revenue, geographic revenue, and significant customers by business segment.

## **Research and Development**

Our research and development efforts have been focused on maintaining our technological competitive edge by working to improve the quality and features of our product lines. We are also making investments to expand our existing technology and infrastructure in an effort to develop new products and production technology that we can use to expand into new markets. Our industry is characterized by rapid changes in process technologies with increasing levels of functional integration. Our efforts are focused on designing new proprietary processes and products, on improving the performance of our existing materials, components, and subsystems, and on reducing costs in the product manufacturing process.

As part of the ongoing effort to cut costs, many of our projects have focused on developing lower cost versions of our existing products. We also actively compete for research and development funds from U.S. government agencies and other entities. In view of the high cost of development, we solicit research contracts that provide opportunities to enhance our core technology base and promote the commercialization of targeted products. Generally, internal research and development funding is used for the development of products that will be released within twelve months and external funding is used for long-term research and development efforts.

We believe that in order to remain competitive, we must invest significant financial resources in developing new product features and enhancements and in maintaining customer satisfaction worldwide. Research and development expense was \$20.0 million, \$22.3 million, and \$32.9 million for the fiscal years ended September 30, 2013, 2012, and 2011, respectively. As a percentage of revenue, research and development expenses were 11.9%, 13.6% and 16.4% for the fiscal years ended September 30, 2013, 2012, and 2011, respectively. Our research and development expense consists primarily of compensation expense including non-cash stock-based compensation expense, as well as engineering and prototype costs, depreciation expense, and other overhead expenses, as they related to the design, development, and testing of our products. These costs are expensed as incurred.

## **Intellectual Property and Licensing**

We protect our proprietary technology by applying for patents, where appropriate, and in other cases by preserving the technology, related know-how, and information as trade secrets. The success and competitive advantage enjoyed by our product lines depends heavily on our ability to obtain intellectual property protection for our proprietary technologies. We also acquire, through license grants or assignments, rights to patents on inventions originally developed by others. As of September 30, 2013, we held approximately 150 U.S. patents and approximately 40 foreign patents and had over 150 additional patent applications pending. The issued patents cover various products in the major markets we serve. Our U.S. patents will expire on varying dates between 2013 and 2031. These patents and patent applications claim protection for various aspects of current or planned commercial versions of our materials, components, subsystems, and systems.

We also have entered into license agreements with the licensing agencies of universities and other organizations, under which we have obtained exclusive or non-exclusive rights to practice inventions claimed in various patents and applications issued or pending in the U.S. or other foreign jurisdictions. We do not believe our financial obligations under any of these agreements adversely affects our business, financial condition, or results of operations.

We rely on trade secrets to protect our intellectual property when we believe that publishing patents would make it easier for others to reverse engineer our proprietary processes. We also rely on other intellectual property rights such as trademarks and copyrights where appropriate. See [Note 9 - Intangible Assets](#) in the notes to our consolidated financial statements for additional disclosures related to intellectual property.

### **Environmental Regulations**

We are subject to U.S. federal, state, and local laws and regulations concerning the use, storage, handling, generation, treatment, emission, release, discharge, and disposal of certain materials used in our research and development and production operations, as well as laws and regulations concerning environmental remediation, homeland security, and employee health and safety. The production of wafers and devices involves the use of certain hazardous raw materials, including, but not limited to, ammonia, phosphine, and arsine. We have in-house professionals to address compliance with applicable environmental, homeland security, and health and safety laws and regulations. We believe that we are currently in compliance with all applicable federal, state, and local environmental protection laws and regulations.

### **Competition**

The markets for our products in each of our reporting segments are extremely competitive and are characterized by rapid technological change, frequent introduction of new products, short product life cycles, and significant price erosion. We face actual and potential competition from numerous domestic and international companies. Many of these companies have greater engineering, manufacturing, marketing, and financial resources than we have.

Partial lists of our competitors in the markets in which we participate include:

#### **Fiber Optics**

*CATV Networks.* Our primary competitors include Applied Optoelectronics and Finisar at the subsystem level and Applied Optoelectronics and Sumitomo Electric Device Innovations at the component product level.

*Telecommunications Networks.* For 10, 40 and 100 Gb/s transmitter products, our primary competitors include Finisar, Furukawa, JDSU, NeoPhotonics, and Oclaro.

*Satellite Communications Networks.* Our primary competitors include Foxcom and MITEQ, Inc.

*Video Transport Products.* Our primary competitors include Evertz and Telecast.

#### **Photovoltaics**

*Satellite Solar Power Generation.* In the satellite solar power products market, we primarily compete with Azur Space, Sharp, and Spectrolab, a subsidiary of Boeing.

*Terrestrial Solar Power Generation.* In the terrestrial solar power products market, we primarily compete with Azur Space and Spectrolab on the terrestrial CPV solar cells.

In addition to the companies listed above, we compete with many research institutions and universities for research funding. We also sell our products to current competitors and companies with the capability of becoming competitors. As the markets for our products grow, new competitors are likely to emerge and current competitors may increase their market share. In the European Union ("EU"), political and legal arrangements encourage the purchase of EU-produced goods, which places us at a disadvantage against European competitors.

There are substantial barriers to entry by new competitors across our product lines. These barriers include the large number of existing patents, the time and costs required to develop products, the technical difficulty in manufacturing semiconductor-based products, the lengthy sales and qualification cycles, and the difficulties in hiring and retaining skilled employees with the required scientific and technical backgrounds. We believe that the primary competitive factors within our current markets are product cost, yield, throughput, performance and reliability, breadth of product line, product heritage, customer satisfaction, and customer commitment to competing technologies. Competitors may develop enhancements to or future generations of competitive products that offer superior price and performance characteristics. We believe that in order to remain competitive, we must invest significant financial resources in developing new product features and enhancements and in maintaining customer satisfaction worldwide.

#### **Order Backlog**

As of September 30, 2013, the order backlog for our Photovoltaics segment totaled \$57.1 million, a 32% increase from \$43.3 million reported as of September 30, 2012. Order backlog is defined as purchase orders or supply agreements accepted by us with expected product delivery and/or services to be performed within the next twelve months. From time to time, our customers may request that we delay shipment of certain orders and our order backlog could also be adversely affected if our customers unexpectedly cancel purchase orders that we have previously accepted.

Product sales from our Fiber Optics segment are made pursuant to purchase orders, often with short lead times. These orders are subject to revision or cancellation and often are made without deposits. Fiber optics products typically ship within the same quarter in which a purchase order is received; therefore, our order backlog at any particular date is not necessarily indicative of actual revenue or the level of orders for any succeeding period. Therefore, we do not believe that order backlog is a reliable indicator of future fiber optics-related revenue.

#### **Employees**

As of September 30, 2013, we had approximately 857 employees, including approximately 270 international employees that are located primarily in China. This represents a decrease of approximately 203 employees when compared to September 30, 2012. None of our employees are covered by a collective bargaining agreement. We have never experienced any labor-related work stoppage and believe that our employee relations are good.

Competition is intense in the recruiting of personnel in the semiconductor industry. Our ability to attract and retain qualified personnel is essential to our continued success. We are focused on retaining key contributors, developing our staff, and cultivating their commitment to our Company.

**ITEM 1A. Risk Factors**

***We have a history of incurring significant net losses and our future profitability is not assured.***

For the fiscal year ended September 30, 2013, net income was \$5.0 million. For the fiscal years ended September 30, 2012, and 2011, we incurred a net loss of \$39.2 million, and \$34.2 million, respectively. Our operating results for future periods are subject to numerous uncertainties and we cannot assure you that we will not experience net losses in the future. If we are not able to increase revenue and reduce our costs, we may not be able to achieve profitability in future periods.

***We have significant liquidity and capital requirements and may require additional capital in the future. We may not be able to obtain capital when desired on favorable terms, if at all, or without dilution to our stockholders. If we are unable to obtain the additional capital necessary to meet our needs, our business may be adversely affected.***

Historically, we have consumed cash from operations and incurred significant net losses. We have managed our liquidity position through a series of cost reduction initiatives, borrowings under our line of credit agreement, capital markets transactions, and the sale of assets.

In order to meet our liquidity requirements, we may have to raise additional funds by any one or a combination of the following: issuing equity, debt or convertible debt, or selling certain product lines and/or portions of our business. There can be no guarantee that we will be able to raise additional funds on terms acceptable to us, or at all. A significant contraction in the capital markets, particularly in the technology sector, may make it difficult for us to raise additional capital if or when it is required, especially if we experience negative operating results. In the event of unforeseen circumstances, unfavorable market or economic developments, unfavorable results from operations, or if Wells Fargo Bank declares an event of default under our credit facility, our capital needs will be even greater. If adequate capital is not available to us as required, or is not available on favorable terms, our business, financial condition, results of operations, and cash flows may be materially adversely affected.

If we raise additional funds through the issuance of equity or convertible debt securities, as we have done in the past, the percentage ownership of our stockholders could be significantly diluted, and these newly-issued securities may have rights, preferences, or privileges senior to those of existing stockholders. We cannot assure you that additional financing will be available on terms favorable to us, or at all. If adequate funds are not available or are not available on acceptable terms, if and when needed, our ability to fund our operations, take advantage of unanticipated opportunities, develop or enhance our products, or otherwise respond to competitive pressures could be significantly limited.

***Our future revenue is inherently unpredictable. As a result, our operating results are likely to fluctuate from period to period, and we may fail to meet the expectations of our analysts and/or investors, which may cause volatility in our stock price and may cause our stock price to decline.***

Our quarterly and annual operating results have fluctuated substantially in the past and are likely to fluctuate significantly in the future due to a variety of factors, some of which are outside of our control. Factors that could cause our quarterly or annual operating results to fluctuate include:

- a downturn in the markets for our customers' products;
- discontinuation by our vendors, or unavailability of, components or services used in our products;
- disruptions or delays in our manufacturing processes or in our supply of raw materials or product components;
- a failure to anticipate changing customer product requirements;
- market acceptance of our products;
- cancellations or postponements of previously placed orders;
- increased financing costs or any inability to obtain necessary financing;
- the impact on our business of current or future cost reduction measures;
- a loss of key personnel or the shortage of available skilled workers;
- economic conditions in various geographic areas where we or our customers do business;
- the impact of political uncertainties, such as government sequestration and uncertainties surrounding the federal budget, customer spending and demand for our products;
- significant warranty claims, including those not covered by our suppliers;
- other conditions affecting the timing of customer orders;
- reductions in prices for our products or increases in the costs of our raw materials;

## Table of Contents

- effects of competitive pricing pressures, including decreases in average selling prices of our products;
- fluctuations in manufacturing yields;
- obsolescence of products;
- research and development expenses incurred associated with new product introductions;
- natural disasters, such as hurricanes, earthquakes, fires, and floods;
- the emergence of new industry standards;
- the loss or gain of significant customers;
- the introduction of new products and manufacturing processes;
- intellectual property disputes;
- customs, import/export, and other regulations of the countries in which we do business;
- timing of M&A activities; and acts of terrorism or violence and international conflicts or crises.

In addition, the limited lead times with which several of our customers order our products restrict our ability to forecast revenue. We may also experience a delay in generating or recognizing revenue for a number of reasons. For example, orders at the beginning of each quarter typically represent a small percentage of expected revenue for that quarter and are generally cancelable at any time. We depend on obtaining orders during each quarter for shipment in that quarter to achieve our revenue objectives. Failure to ship these products by the end of a quarter may adversely affect our results of operations and cash flows.

As a result of the foregoing factors, we believe that period-to-period comparisons of our results of operations should not be solely relied upon as indicators of future performance.

***Our business and results of operations may continue to be negatively impacted by general economic, financial market conditions and market conditions in the industries in which we operate, and such conditions may increase the other risks that affect our business.***

In recent years, the world's financial markets have experienced significant turmoil, resulting in reductions in available credit, increased costs of credit, extreme volatility in security prices, potential changes to existing credit terms, and rating downgrades of investments. In light of these economic conditions, many of our customers reduced their spending plans, leading them to draw down their existing inventory and reduce orders for our products. It is possible that economic conditions could result in further setbacks, and that these customers, or others, could as a result significantly reduce their capital expenditures, draw down their inventories, reduce production levels of existing products, defer introduction of new products or place orders and accept delivery for products for which they do not pay us due to their economic difficulties or other reasons. These conditions have contributed materially and adversely affected the market conditions in the industries in which we operate, and have had a material adverse impact on our revenues.

***We expect to consider from time to time strategic opportunities that may involve acquisitions, dispositions, investments in joint ventures, partnerships, and other strategic alternatives that may enhance shareholder value, any of which may result in the use of a significant amount of our management resources or significant costs, and we may not be able to fully realize the potential benefit of such transactions.***

We expect to consider acquisitions, dispositions, investments in joint ventures, partnerships, and other strategic alternatives that may enhance shareholder value. We recently announced our entry into an agreement with Steven R. Becker, Matther A. Drapkin and certain affiliates of Becker Drapkin Management, L.P. (the "Shareholder Group"), which provides among other things for the formation of a Strategy Committee to evaluate strategic opportunities that may enhance shareholder value. Accordingly, the Strategy Committee of the Board and our management may from time to time be engaged in evaluating potential transactions and other strategic alternatives. In addition, from time to time, we may engage financial advisors, enter into non-disclosure agreements, conduct discussions, and undertake other actions that may result in one or more transactions. Although there would be uncertainty that any of these activities or discussions would result in definitive agreements or the completion of any transaction, we may devote a significant amount of our management resources to analyzing and pursuing such a transaction, which could negatively impact our operations. In addition, we may incur significant costs in connection with seeking such transactions or other strategic alternatives regardless of whether the transaction is completed. In the event that we consummate an acquisition, dispositions, partnerships, or other or strategic alternatives in the future, we cannot assure you that we would fully realize the potential benefit of such a transaction and cannot predict the impact that such strategic transaction might have on our operations or stock price. We do not undertake to provide updates or make further comments regarding the evaluation of strategic alternatives, unless otherwise required by law.

***Acquisitions of other companies or investments in joint ventures with other companies could adversely affect our operating results, dilute our shareholders' equity, or cause us to incur additional debt or assume contingent liabilities.***

To increase our business, maintain our competitive position or for other business or strategic reasons, we may acquire other companies or engage in joint ventures or similar transactions in the future. Acquisitions, joint ventures and similar transactions involve a number of risks that could harm our business and result in the acquired business or joint venture not performing as expected, including:

- insufficient experience with technologies and markets in which the acquired business is involved, which may be necessary to successfully operate and integrate the business;
- problems integrating the acquired operations, personnel, technologies, or products with the existing business and products;
- diversion of management's time and attention from our core business to the acquired business or joint venture;
- potential failure to retain key technical, management, sales, and other personnel of the acquired business or joint venture;
- difficulties in retaining relationships with suppliers and customers of the acquired business, particularly where such customers or suppliers compete with us;
- reliance upon joint ventures which we do not control;
- subsequent impairment of goodwill and acquired long-lived assets, including intangible assets; and
- assumption of liabilities including, but not limited to, lawsuits, tax examinations, warranty issues, etc.

We may decide that it is in our best interests to enter into acquisition, joint ventures or similar transactions that are dilutive to earnings per share or that adversely impact margins as a whole. In addition, acquisitions or joint ventures could require investment of significant financial resources and require us to obtain additional equity financing, which may dilute our shareholders' equity, or require us to incur additional indebtedness.

***We are subject to the cyclical nature of the markets in which we compete and any future downturn may reduce demand for our products and revenue.***

In the past, the markets in which we compete have experienced significant downturns, often connected with, or in anticipation of, the maturation of product cycles, for both manufacturers' and their customers' products, and declining general economic conditions. These downturns have been characterized by diminished product demand, production overcapacity, high inventory levels, and accelerated erosion of average selling prices. These markets are impacted by the aggregate capital expenditures of service providers and enterprises as they build out and upgrade their network infrastructure. These markets are highly cyclical and characterized by constant and rapid technological change, pricing pressures, evolving standards, and wide fluctuations in product supply and demand.

We may experience substantial period-to-period fluctuations in future results of operations. Any future downturn in the markets in which we compete, or changes in demand for our products from our customers, could result in a significant reduction in our revenue. It may also increase the volatility of the price of our common stock.

In addition, the communication networks industry from time to time has experienced and may again experience a pronounced downturn. To respond to a downturn, many service providers and enterprises may slow their capital expenditures, cancel or delay new developments, reduce their workforces and inventories, and take a cautious approach to acquiring new equipment and technologies, any of which could cause our results of operations to fluctuate from period to period and harm our business.



***If spending for optical communications networks declines, our business may suffer.***

Our future success depends on continued capital investment in global communications networks infrastructure and on continued demand for high-bandwidth, high-speed communications networks and the ability of original equipment manufacturers to meet this demand. Spending on communications networks is limited by several factors, including limited investment resources, uncertainty regarding the long-term evolution and sustainability of service provider business models, and a changing regulatory environment. We cannot be certain that demand for bandwidth-intensive content will continue to grow at the same pace in the future or that communications service providers will continue to increase spending to meet such demand. If expectations for growth of communications networks and bandwidth consumption are not realized and investment in communications networks does not grow as anticipated, our business, results of operations, and gross margins could be harmed.

***We could be required to record an impairment charge as a result of changes to assumptions used in our impairment testing.***

We have significant intangible assets and long-lived assets recorded on our balance sheet. We will continue to evaluate the recoverability of the carrying amount of our goodwill and intangible assets on an ongoing basis, and we may incur substantial impairment charges, which would adversely affect our financial results. There can be no assurance that the outcome of such reviews in the future will not result in substantial impairment charges. Impairment assessment inherently involves judgment as to assumptions about expected future cash flows and the impact of market conditions on those assumptions. Future events and changing market conditions may impact our assumptions as to prices, costs, holding periods, or other factors that may result in changes in our estimates of future cash flows. Although we believe the assumptions we used in testing for impairment are reasonable, significant changes in any one of our assumptions could produce a significantly different result. In any period where our stock price, as determined by our market capitalization, is less than our book value, this too could indicate a potential impairment and we may be required to record an impairment charge in that period.

***Our ability to achieve operational and material cost reductions and to realize production efficiencies for our operations is critical to our ability to achieve long-term profitability.***

We have implemented a number of operational and material cost reductions and productivity improvement initiatives, which are intended to reduce our expense structure at both the cost of goods sold and the operating expense levels. Cost reduction initiatives often involve the re-design of our products, which requires our customers to accept and qualify the new designs, potentially creating a competitive disadvantage for our products. These initiatives can be time-consuming, disruptive to our operations, and costly in the short-term. Successfully implementing these and other cost-reduction initiatives throughout our operations is critical to our future competitiveness and ability to achieve long-term profitability. However, there can be no assurance that these initiatives will be successful in creating profit margins sufficient to sustain our current operating structure and business.

***The market price for our common stock has experienced significant price and volume volatility and is likely to continue to experience significant volatility in the future. This volatility may impair our ability to finance strategic transactions with our stock and otherwise harm our business.***

Our stock price has experienced significant price and volume volatility for the past several years, and our stock price is likely to experience significant volatility in the future as a result of numerous factors outside our control. Significant declines in our stock price may interfere with our ability to raise additional funds through equity financing or to finance strategic transactions with our stock. A significant adverse change in the market value of our common stock could also trigger a goodwill impairment that would result in a non-cash impairment charge. We have historically used equity incentive compensation as part of our overall compensation arrangements. The effectiveness of equity incentive compensation in retaining key employees may be adversely impacted by volatility in our stock price. In addition, there may be increased risk of securities litigation following periods of fluctuations in our stock price. Securities class action lawsuits are often brought against companies after periods of volatility in the market price of their securities. These and other consequences of volatility in our stock price which could be exacerbated by the recent worldwide financial crisis could have the effect of diverting management's attention and could materially harm our business.

***Our Photovoltaics segment recognizes certain contract revenue on a “percentage-of-completion” basis and upon the achievement of contractual milestones. Any delay or cancellation of a project could adversely affect our business.***

Our Photovoltaics segment recognizes certain revenue on a “percentage-of-completion” basis and, as a result, revenue from this segment is driven by the performance of our contractual obligations. The percentage-of-completion method of accounting for revenue recognition is inherently subjective because it relies on estimates of total project cost as a basis for recognizing revenue and profit. Accordingly, revenue and profit recognized under the percentage-of-completion method is potentially subject to adjustments in subsequent periods based on refinements in estimated costs of project completion that could have a material adverse impact on our future revenue and profit.

As with any project-related business, there is the potential for delays within, or cancellation of, any particular customer project. Variation of project timelines and estimates may impact our ability to recognize revenue in a particular period. Moreover, incurring penalties involving the return of the contract price to the customer for failure to timely install one project could adversely impact our ability to continue to recognize revenue on a “percentage-of-completion” basis generally for other projects. In addition, certain customer contracts may include payment milestones due at specified points during a project. Because our Photovoltaics segment usually must invest substantial time and incur expense in advance of achieving milestones and receiving payment, failure to achieve such milestones could have a material adverse effect on our business, financial condition, results of operations, and cash flows.

***We are substantially dependent on a small number of customers and the loss of any one of these customers could adversely affect our business, financial condition, results of operations, and cash flows.***

For the fiscal years ended September 30, 2013, 2012, and 2011, our top five customers accounted for 34%, 33%, and 40%, respectively, of our annual consolidated revenue. There can be no assurance that we will continue to achieve historical levels of sales of our products to our largest customers. Even though our customer base is expected to increase and our revenue streams to diversify, a substantial portion of our revenue continues to depend on sales to a limited number of customers. Our agreements with these customers may be cancelled if we fail to meet certain product specifications or materially breach the agreement, and our customers may seek to renegotiate the terms of current agreements or renewals. The loss of or a reduction in sales to one or more of our larger customers could have a material adverse effect on our business, financial condition, results of operations, and cash flows.

***Customer demand is difficult to forecast and, as a result, we may be unable to optimally match production with customer demand.***

We make planning and spending decisions, including determining the levels of business that we will seek and accept, production schedules, component procurement commitments, personnel needs and other resource requirements, based on our estimates of customer demand. The majority of our products are purchased pursuant to individual purchase orders. While our customers generally provide us with their demand forecasts, they are typically not contractually committed to buy any quantity of products beyond firm purchase orders. The short-term nature of our customer commitments and the possibility of unexpected changes in demand for their products limit our ability to accurately predict future customer demand. On occasion, customers have required rapid increases in production, which has strained our resources. We may not have sufficient capacity at any given time to meet the volume demands of our customers, or one or more of our suppliers may not have sufficient capacity at any given time to meet our volume demands. Conversely, a downturn in the markets in which our customers compete can cause, and in the past has caused, our customers to significantly reduce the amount of products ordered from us or to cancel existing orders, leading to lower utilization of our facilities. Because many of our costs and operating expenses are relatively fixed, reduction in customer demand would have an adverse effect on our gross margin, income (loss) from operations, and cash flow. During an industry downturn, there is also a higher risk that our trade receivables would be uncollectible.

***Long-term, firm commitment supply agreements could result in insufficient or excess inventory or place us at a competitive disadvantage.***

We manufacture our products utilizing materials, components, and services provided by third parties. For certain products, we seek to obtain a lower cost of inventory by negotiating multi-year, binding contractual commitments directly with our suppliers. Under such agreements, we may be required to purchase a specified quantity of products or use a certain amount of services, which is often over a period of twelve months or more. We also may be required to make substantial prepayments or issue secured letters of credit to these suppliers against future deliveries. These types of contractual commitments allow the supplier to invoice us for the full purchase price of product or services that we are under contract for, whether or not we actually order the required volume or services. If for any reason we fail to order the required volume or services, the resulting monetary damages could have an adverse effect on our business, financial condition, results of operations, and cash flows.

We do not obtain contracts or commitments from customers for all of our products manufactured with materials purchased under such firm commitment contracts. Instead, we rely on our long-term internal forecasts to determine the timing of our production schedules and the volume and mix of products to be manufactured. The level and timing of orders placed by customers may vary for many reasons. As a result, at any particular time, we may have insufficient or excess inventory, which could render us unable to fulfill customer orders or increase our cost of production. This would place us at a competitive disadvantage, and could have an adverse effect on our business, financial condition, results of operations, and cash flows.

Long-term contractual commitments also expose us to specific counter-party risk, which can be magnified when dealing with suppliers without a long, stable production and financial history. For example, if one or more of our contractual counterparties is unable or unwilling to provide us with the contracted amount of product, we could be required to attempt to obtain product in the open market, which could be unavailable at that time, or only available at prices in excess of our contracted prices. In addition, in the event any such supplier experiences financial difficulties, it may be difficult or impossible, or may require substantial time and expense, for us to recover any or all of our prepayments. Any of the foregoing could have a material adverse effect on our business, financial condition, results of operations, and cash flows.

***Our operating results could be harmed if we are unable to obtain timely deliveries of sufficient components of acceptable quality from sole or limited sources of materials, components, or services, or if the prices of components for which we do not have alternative sources increase.***

We currently obtain some materials, components, and services used in our products from limited or single sources. We generally do not carry significant inventories of any raw materials. Because we often do not account for a significant part of our suppliers' businesses, we may not have access to sufficient capacity from these suppliers in periods of high demand. In addition, since we generally do not have guaranteed supply arrangements with our suppliers, we risk serious disruption to our operations if an important supplier terminates product lines, changes business focus, or goes out of business. Because some of these suppliers are located overseas, we may be faced with higher costs of purchasing these materials if the U.S. dollar weakens against other currencies. If we were to change any of our limited or sole source suppliers, we would be required to re-qualify each new supplier. Re-qualification could prevent or delay product shipments that could adversely affect our results of operations and cash flows. In addition, our reliance on these suppliers may adversely affect our production if the components vary in quality or quantity. If we are unable to obtain timely deliveries of sufficient components of acceptable quality or if the prices of components for which we do not have alternative sources increase, our business, financial condition, results of operations, and cash flows could be materially adversely affected.

***If our contract manufacturers fail to deliver qualified quality products at reasonable prices and on a timely basis, our business, financial condition, results of operations, and cash flows could be adversely affected.***

We use contract manufacturers located outside of the U.S. as a less-expensive alternative to performing our own manufacturing of certain products. Contract manufacturers in Asia currently manufacture a significant portion of our high-volume fiber optics products. We supply inventory to our contract manufacturers, and we bear the risk of loss, theft, or damage to our inventory while it is held in their facilities.

If these contract manufacturers do not fulfill their obligations to us, or if we do not properly manage these relationships and the transition of production to these contract manufacturers, our existing customer relationships may suffer. In addition, by undertaking these activities, we run the risk that the reputation and competitiveness of our products and services may deteriorate as a result of the reduction of our ability to oversee and control quality and delivery schedules.

The use of contract manufacturers located outside of the U.S. also subjects us to the following additional risks that could significantly impair our ability to source our contract manufacturing requirements internationally, including:

- unexpected changes in regulatory requirements;
- legal uncertainties regarding liability, tariffs, and other trade barriers;
- inadequate protection of intellectual property in some countries;
- greater incidence of shipping delays;
- greater difficulty in overseeing manufacturing operations;
- greater difficulty in hiring talent needed to oversee manufacturing operations;
- potential political and economic instability and natural disasters;
- potential adverse actions by the U.S. government pursuant to its stated intention to reduce the loss of U.S. jobs;
- trade and travel restrictions; and
- the outbreak of infectious diseases which could result in travel restrictions or the closure of the facilities of our contract manufacturers.

Any of these factors could significantly impair our ability to source our contract manufacturing requirements internationally. Prior to our customers accepting products manufactured at our contract manufacturers, they must qualify the product and manufacturing processes. The qualification process can be lengthy and expensive, with no guarantee that any particular product qualification process will lead to profitable product sales. The qualification process determines whether the product manufactured at our contract manufacturer achieves our customers' quality, performance, and reliability standards. Our expectations as to the time periods required to qualify a product line and ship products in volumes to our customers may be erroneous. Delays in qualification can impair our expected timing of the transfer of a product line to our contract manufacturer and may impair our expected amount of sales of the affected products. Any of these uncertainties could materially adversely affect our operating results and customer relationships.

***If we do not keep pace with rapid technological change, our products may not be competitive.***

We compete in markets that are characterized by rapid technological change, frequent new product introductions, changes in customer requirements, evolving industry standards, continuous improvement in products and the use of our existing products in new applications. We may not be able to develop the underlying core technologies necessary to create new products and enhancements at the same rate as or faster than our competitors, or to license the technology from third parties that is necessary for our products. Product development delays may result from numerous factors, including:

- changing product specifications and customer requirements;
- unanticipated engineering complexities;
- expense reduction measures we have implemented and others we may implement;
- difficulties in hiring and retaining necessary technical personnel; and
- difficulties in allocating engineering resources and overcoming resource limitations.

We cannot assure you that we will be able to identify, develop, manufacture, market, or support new or enhanced products successfully, if at all, or on a timely, cost effective, or repeatable basis. Our future performance will depend on our successful development and introduction of, as well as market acceptance of, new and enhanced products that address market changes, as well as current and potential customer requirements and our ability to respond effectively to product announcements by competitors, technological changes, or emerging industry standards. Because it is generally not possible to predict the amount of time required and the costs involved in achieving certain research, development and engineering objectives, actual development costs may exceed budgeted amounts and estimated product development schedules may be extended. If we are unable to develop, manufacture, market, or support new or enhanced products successfully, or incur budget overruns or delays in our research and development efforts, our business, financial condition, results of operations, and cash flows may be materially adversely affected.

***Spending to develop and improve our technology may adversely impact our financial results.***

We may need to increase our research and development and/or capital expenditures and expenses above our historical run-rate model in order to attempt to improve our existing technology and develop new technology. Increasing our investments in research and development of technology could cause our cost structure to fall out of alignment with demand for our products, which would have a negative impact on our financial results. If we are unable to obtain financing or implement cost reduction measures necessary to fund these type of expenditures, we may be unable to improve our technology or develop new technologies, which could have a material adverse effect on our business, financial condition and results of operations.

***The competitive and rapidly evolving nature of our industries has in the past resulted and is likely in the future to result in reductions in our product prices and periods of reduced demand for our products.***

We face substantial competition in each of our reporting segments from a number of companies, many of which have greater financial, marketing, manufacturing, and technical resources than we do. Larger-sized competitors often spend more on research and development, which could give those competitors an advantage in meeting customer demands and introducing technologically innovative products before we do. We expect that existing and new competitors will continue to improve the design of their existing products and will introduce new products with enhanced performance characteristics.

The introduction of new products and more efficient production of existing products by our competitors have resulted and are likely in the future to result in price reductions, increases in expenses, and reduced demand for our products. In addition, some of our competitors may be willing to provide their products at lower prices, accept a lower profit margin, or spend more capital in order to obtain or retain business. Competitive pressures have required us to reduce the prices of some of our products. These competitive forces could diminish our market share and gross margins, resulting in an adverse affect on our business, financial condition, results of operations, and cash flows.

New competitors may also enter our markets, including some of our current and potential customers who may attempt to integrate their operations by producing their own components and subsystems or acquiring one of our competitors, thereby reducing demand for our products. In addition, rapid product development cycles, increasing price competition due to maturation of technologies, the emergence of new competitors in Asia with lower cost structures, and industry consolidation resulting in competitors with greater financial, marketing, and technical resources could result in lower prices or reduced demand for our products, which could have an adverse effect on our business, financial condition, results of operations, and cash flows.

Expected and actual introductions of new and enhanced products may cause our customers to defer or cancel orders for existing products and may cause our products to become obsolete. A slowdown in demand for existing products ahead of a new product introduction could result in a write-down in the value of inventory on hand related to existing products. We have in the past experienced a slowdown in demand for existing products and delays in new product development and such delays may occur in the future. To the extent customers defer or cancel orders for existing products due to a slowdown in demand or in anticipation of a new product release, or if there is any delay in development or introduction of our new products or enhancements of our products, our business, financial condition, results of operations, and cash flows could be materially adversely affected.

***Our products are difficult to manufacture. Our production could be disrupted and our results of operations and cash flows could suffer if our production yields are low as a result of manufacturing difficulties.***

We manufacture many of our wafers and devices in our own production facilities. Difficulties in the production process, such as contamination, raw material quality issues, human error, or equipment failure, could cause a substantial percentage of wafers and devices to be nonfunctional. These problems may be difficult to detect at an early stage of the manufacturing process and often are time-consuming and expensive to correct. Lower-than-expected production yields may delay shipments or result in unexpected levels of warranty claims, either of which could adversely affect our results of operations and cash flows. We have experienced difficulties in achieving planned yields in the past, particularly in pre-production and upon initial commencement of full production volumes, which have adversely affected our gross margins. Because the majority of our manufacturing costs are fixed, achieving planned production yields is critical to our results of operations and cash flows. Changes in manufacturing processes required as a result of changes in product specifications, changing customer needs and the introduction of new product lines could significantly reduce our manufacturing yields, resulting in low or negative margins on those products.

Also, we have substantial risk of interruption in manufacturing resulting from fire, natural disaster, equipment failures, or similar events, because we manufacture most of our products using a few facilities, and do not have back-up facilities available for manufacturing these products. We could also incur significant costs to repair and/or replace products that are defective and in some cases costly product redesigns and/or rework may be required to correct a defect. Additionally, any defect could adversely affect our reputation and result in the loss of future orders.

Some of the capital equipment used in the manufacture of our products have been developed and made specifically for us, is not readily available from multiple vendors, and would be difficult to repair or replace if it were to become damaged or stop working. If any of these suppliers were to experience financial difficulties or go out of business, or if there were any damage to, or a breakdown of our manufacturing equipment at a time when we are manufacturing commercial quantities of our products, our business, financial condition, results of operations, and cash flows could be materially adversely affected.

***We are subject to warranty claims, product recalls, and product liability.***

We may be subject to warranty or product liability claims that may lead to increased expenses in order to defend or settle such claims. We maintain product liability insurance, but such insurance is subject to significant deductibles and there is no guarantee that such insurance will be available or adequate to protect against any or all such claims. We may incur costs and expenses relating to a recall of one of our customers' products containing one of our products. The process of identifying a recalled product in devices that have been widely distributed may be lengthy and require significant resources, and we may incur significant replacement costs, contract damage claims from our customers, and harm to our reputation. Payments and expenses in connection with warranty and product liability claims could materially adversely affect our business, financial condition, results of operations, and cash flows.

***It could be discovered that our products contain defects that may cause us to incur significant costs, divert management's attention, result in a loss of customers, and result in product liability claims.***

Our products are complex and undergo quality testing and formal qualification by our customers and us. However, defects may occur from time to time. Our customers' testing procedures involve evaluating our products under likely and foreseeable failure scenarios and over varying amounts of time. For various reasons, such as the occurrence of performance problems that are unforeseeable in testing or that are detected only when products age or are operated under peak stress conditions, our products may fail to perform as expected long after customer acceptance. Failures could result from faulty components or design, problems in manufacturing, or other unforeseen reasons. For the majority of our products, we provide a product warranty of one year or less from date of shipment. For select customers, we provide extended warranties beyond our normal product warranty period for specified failures on a case-by-case basis. As a result, we could incur significant costs to repair or replace defective products under warranty, particularly when such failures occur in installed systems. We have experienced failures in the past and will continue to face this risk going forward, as our products are widely deployed throughout the world in multiple demanding environments and applications. In addition, we may in certain circumstances honor warranty claims after the warranty has expired or for problems not covered by warranty in order to maintain customer relationships. Any significant product failure could result in lost future sales of the affected product and other products, as well as customer relations problems, litigation, and damage to our reputation.

In addition, our products are typically embedded in, or deployed in conjunction with, our customers' products, which incorporate a variety of components, modules and subsystems and may be expected to interoperate with modules and subsystems produced by third parties. As a result, not all defects are immediately detectable and when problems occur, it may be difficult to identify the source of the problem. These problems may cause us to incur significant damages or warranty and repair costs, divert the attention of our engineering personnel from our product development efforts, and cause significant customer relations problems or loss of customers, all of which would harm our business. The occurrence of any defects in our products could also give rise to liability for damages caused by such defects. Although we carry product liability insurance to mitigate this risk, insurance may not adequately cover costs that may arise from defects in our products or otherwise, nor will it protect us from reputational harm that may result from such defects.

***We face lengthy sales and qualification cycles for our new products and, in many cases, must invest a substantial amount of time and money before we receive orders.***

Most of our products are tested by current and potential customers to determine whether they meet customer or industry specifications. The length of the qualification process, which can span a year or more, varies substantially by product and customer and, thus, can cause our results of operations and cash flows to be unpredictable. During a given qualification period, we invest significant resources and allocate substantial production capacity to manufacture these new products prior to any commitment to purchase by customers. In addition, it is difficult to obtain new customers during the qualification period as customers are reluctant to expend the resources necessary to qualify a new supplier if they have one or more existing qualified sources. If we are unable to meet applicable specifications or do not receive sufficient orders to profitably use our allocated production capacity, our business, financial condition, results of operations, and cash flows could be materially adversely affected.

Our historical and future budgets for operating expenses, capital expenditures, operating leases, and service contracts are based upon our assumptions as to the future market acceptance of our products. Because of the lengthy lead times required for product development and the changes in technology that typically occur while a product is being developed, it is difficult to accurately estimate customer demand for any given product. If our products do not achieve an adequate level of customer demand, our business, financial condition, results of operations, and cash flows could be materially adversely affected.

***Shifts in industry-wide demands and inventories could result in significant inventory write-downs.***

The life cycles of some of our products depend heavily upon the life cycles of the end products into which our products are designed. Products with short life cycles require us to manage production and inventory levels closely. We evaluate our ending inventories on a quarterly basis for excess quantities, impairment of value, and obsolescence. This evaluation includes analysis of sales levels by product and projections of future demand based upon input received from our customers, sales team, and management. If inventories on hand are in excess of demand, or if they are greater than 12-months old, appropriate write-downs may be recorded. In addition, we write off inventories that are considered obsolete based upon changes in customer demand, manufacturing process changes that result in existing inventory obsolescence, or new product introductions, which eliminate demand for existing products. Remaining inventory balances are adjusted to approximate the lower of our manufacturing cost or market value.

If future demand or market conditions are less favorable than our estimates, inventory write-downs may be required. We cannot assure investors that obsolete or excess inventories, which may result from unanticipated changes in the estimated total demand for our products and/or the estimated life cycles of the end products into which our products are designed, will not affect us beyond the inventory charges that we have already taken.

***The types of sales contracts we use in the markets we serve subject us to unique risks in each of those markets.***

In our Fiber Optics reporting segment, we generally do not have long-term supply contracts with our customers, and we typically sell our products pursuant to purchase orders with short lead times, and even where we do have supply contracts, our customers are not obligated to purchase any minimum amount of our products. As a result, our customers could stop purchasing our products at any time, and we must fulfill orders in a timely manner to keep our customers.

Risks associated with the absence of long-term purchase commitments with our customers include the following:

- our customers can stop purchasing our products at any time without penalty;
- our customers may purchase products from our competitors; and
- our customers are not required to make minimum purchases.

These risks are increased by the fact that our customers in this market are large sophisticated companies which have considerable purchasing power and control over their suppliers. In the Fiber Optics market, we generally sell our products pursuant to individual purchase orders, which often have extremely short lead times. If we are unable to fulfill these orders in a timely manner, it is likely that we will lose sales and customers. In addition, we sell some of our products to the U.S. government and related entities. These contracts are generally subject to termination for convenience provisions and may be cancelled at any time.

Cancellations or rescheduling of customer orders could result in the delay or loss of anticipated sales without allowing us sufficient time to reduce, or delay the incurrence of, our corresponding inventory and operating expenses. In addition, changes in forecasts or the timing of orders expose us to the risks of inventory shortages or excess inventory.

In contrast, in our Photovoltaics reporting segment, we generally enter into long-term firm fixed-price contracts. While firm fixed-price contracts allow us to benefit from cost savings, these types of contracts also expose us to the risk of cost overruns. If the initial estimates we used to determine the contract price and the cost to perform the work prove to be incorrect, we could incur losses. In addition, some of our contracts have specific provisions relating to schedule and performance. If we fail to meet the terms specified in those contracts, then our cost to perform the work could increase, which would adversely affect our financial condition. These programs have risk for reach-forward losses if our estimated costs exceed our estimated price.

Fixed-price development work inherently has more uncertainty than production contracts and therefore, entails more variability in estimates of the cost to complete the work. Many of these development programs have very complex designs. As technical or quality issues arise, we may experience schedule delays and adverse cost impacts, which could increase our estimated cost to perform the work, either of which could adversely affect our results of operations. Some fixed-price development contracts include initial production units in their scope of work. Successful performance of these contracts depends on our ability to meet production specifications and delivery rates. If we are unable to perform and deliver to contract requirements, our contract price could be reduced through the incorporation of liquidated damages, termination of the contract for default, or other financially significant consequences. Management uses its best judgment to estimate the cost to perform the work and the price we will eventually be paid on fixed-price development programs. While we believe the cost and price estimates incorporated in the financial statements are appropriate, future events could result in either favorable or unfavorable adjustments to those estimates.

***We are a party to several U.S. government contracts, which are subject to unique risks.***

We intend to continue our policy of selectively pursuing contract research, product development, and market development programs funded by various agencies of the U.S. federal and state governments to complement and enhance our own resources. Depending on the type of contract, funding from government grants is either recorded as revenue or as an offset to our research and development expense.

In addition to normal business risks, our contracts with the U.S. government are subject to unique risks, some of which are beyond our control. We have had government contracts modified, curtailed, and terminated in the past, and we expect this will continue to happen from time to time.

The funding of U.S. government programs is subject to Congressional appropriations. Many of the U.S. government programs in which we participate may extend for several years; however, these programs are normally funded annually. Long-term government contracts and related orders are subject to cancellation if appropriations for subsequent performance periods are not made. The termination of funding for a U.S. government program could result in a loss of anticipated future revenue attributable to that program, which could have a material adverse effect on our results of operations and cash flows.

The U.S. government may modify, curtail, or terminate its contracts and subcontracts with us without prior notice, and at its convenience upon payment for work done and commitments made at the time of termination. A reduction or discontinuance of these programs or of our participation in these programs would increase our research and development expenses, which could adversely affect our profitability and could impair our ability to develop our solar power products and services. It is possible that restrictions on government spending resulting from the government shutdown occurring in 2013 or a “fiscal cliff” potentially occurring in calendar year 2014 could reduce government funding available for our business with the U.S. government. Modification, curtailment, or termination of major programs or contracts could have a material adverse effect on our business, financial condition, results of operations, and cash flows.

Our contract costs are subject to audits by U.S. government agencies. Such audits could result in adjustments to our contract costs. Any costs found to be improperly allocated to a specific contract will not be reimbursed, and such costs already reimbursed must be refunded. We have recorded contract revenue based upon costs we expect to realize upon final audit. However, we do not know the outcome of any future audits and adjustments, and we may be required to reduce our revenue or profits upon completion and final negotiation of audits. If any audit uncovers improper or illegal activities, we may be subject to civil and criminal penalties, and administrative sanctions, including termination of contracts, forfeiture of profits, suspension of payments, fines and suspension, or prohibition from doing business with the U.S. government. We have been audited in the past by the U.S. government, and we expect to be audited in the future. Any adverse finding in such an audit could have an adverse effect on our business, results of operations, and cash flows.



Our business is subject to U.S. government review. We are sometimes subject to certain U.S. government reviews of our business practices due to our participation in government contracts. Any adverse finding in such inquiry or investigation could have an adverse effect on our business, results of operations, and cash flows.

Our U.S. government business is also subject to specific procurement regulations and other requirements. These requirements, although customary in U.S. government contracts, increase our performance and compliance costs. These costs might increase in the future, reducing our margins, which could have an adverse effect on our results of operations. Failure to comply with these regulations and requirements could lead to suspension or debarment, for cause, from U.S. government contracting or subcontracting for a period of time and could have a material adverse effect on our reputation and ability to secure future U.S. government contracts.

***We have significant international sales, which expose us to additional risks and uncertainties.***

For the fiscal years ended September 30, 2013, 2012, and 2011, sales to customers located outside the U.S. accounted for approximately 36%, 32%, and 30%, respectively, of our annual consolidated revenue, with revenue assigned to geographic regions based on our customers' billing address. Sales to customers in Asia represent the majority of our international sales. We believe that international sales will continue to account for a significant percentage of our revenue as we seek international expansion opportunities. Because of this, the following international commercial risks may adversely affect our revenue:

- political and economic instability or changes in U.S. government policy with respect to these foreign countries may inhibit export of our products and limit potential customers' access to U.S. dollars in a country or region in which those potential customers are located;
- we may experience difficulties in enforcing our legal contracts or the collecting of foreign accounts receivable in a timely manner and we may be forced to write off these receivables;
- tariffs and other barriers may make our products less cost competitive;
- the laws of certain foreign countries may not adequately protect our trade secrets and intellectual property or may be burdensome to comply with;
- potentially adverse tax consequences to our customers may damage our cost competitiveness;
- customs, import/export, and other regulations of the countries in which we do business may adversely affect our business;
- currency fluctuations may make our products less cost competitive, affecting overseas demand for our products or otherwise adversely affecting our business; and
- language and other cultural barriers may require us to expend additional resources competing in foreign markets or hinder our ability to effectively compete.

In addition, we may be exposed to additional legal risks under the laws of both the countries in which we operate and in the United States, including the Foreign Corrupt Practices Act.

***We have substantial operations in China, which exposes us to risks inherent in doing business in China.***

EMCORE Hong Kong, Ltd., a wholly owned subsidiary of EMCORE, has a manufacturing facility in Langfang, China. Our Chinese subsidiary, Langfang EMCORE Optoelectronics Co. Ltd., is located approximately 20 miles southeast of Beijing and currently occupies a space of 52,000 square feet with a Class-10,000 clean room for optoelectronic device packaging. Another 36,000 square feet is available for future expansion. We have transferred the manufacturing of cost sensitive optoelectronic device packaging and testing to this facility. This facility, along with a strategic alignment with our existing contract-manufacturing partners, should enable us to improve our cost structure and gross margins across product lines in our Fiber Optics segment. We expect to develop and provide improved service to our global customers by having a local presence in Asia.

Our China-based activities are subject to greater political, legal, and economic risks than those faced by our other operations. In particular, the political, legal, and economic climate in China (both at the national and regional levels) is extremely volatile and unpredictable. Our ability to operate in China may be adversely affected by changes in Chinese laws and regulations, such as those relating to taxation, import and export tariffs, environmental regulations, land use rights, intellectual property, and other matters, which laws and regulations remain highly underdeveloped and subject to change for political or other reasons, with little or no prior notice. Moreover, the enforceability of applicable existing Chinese laws and regulations is uncertain. In addition, we may not obtain the requisite legal permits to continue to operate in China and costs or operational limitations may be imposed in connection with obtaining and complying with such permits. Our business could be adversely harmed by any changes in the political, legal, or economic climate in China or the inability to enforce applicable Chinese laws and regulations.

As a result of a government order to ration power for industrial use, operations in our China facility may be subject to possible interruptions or shutdowns, adversely affecting our ability to complete manufacturing commitments on a timely basis. If we are required to make significant investments in generating capacity to sustain uninterrupted operations at our facility, we may not realize the reductions in costs anticipated from our expansion in China.

We intend to export the majority of the products manufactured at our facilities in China. Accordingly, upon application to and approval by the relevant governmental authorities, we will not be subject to certain Chinese taxes and are exempt from customs duty assessment on imported components or materials when the finished products are exported from China. We are, however, required to pay income taxes in China, subject to certain tax relief. We may become subject to other forms of taxation and duty assessments in China or may be required to pay for export license fees in the future. In the event that we become subject to any increased taxes or new forms of taxation imposed by authorities in China, our results of operations and cash flows could be adversely affected.

***We will lose sales if we are unable to obtain U.S. government authorization to export our products.***

Exports of our products are subject to export controls imposed by the U.S. government and administered by the U.S. Departments of State and Commerce. In certain instances, these regulations may require pre-shipment authorization from the administering department. For products subject to the Export Administration Regulations (EAR) administered by the Department of Commerce's Bureau of Industry and Security, the requirement for a license is dependent on the type and end use of the product, the final destination, and the identity of the end user. All exports of products subject to the International Traffic in Arms Regulations (ITAR) regulations administered by the Department of State's Directorate of Defense Trade Controls require a license. Most of our fiber optics products, terrestrial solar power products, and commercially available solar cell space power products are subject to EAR; however, a certain number of our fiber optics products and solar cell space power products with an efficiency rating above 31% are currently subject to ITAR.

Given the current global political climate, obtaining export licenses can be difficult and time-consuming. Failure to obtain export licenses for product shipments could significantly reduce our revenue and materially adversely affect our business, financial condition, results of operations, and cash flows. Noncompliance with U.S. government regulations may also subject us to additional fees and costs. The absence of comparable restrictions on foreign competitors may also adversely affect our competitive position.

***Protecting our trade secrets and obtaining patent protection is critical to our ability to effectively compete.***

Our success and competitive position depends on protecting our trade secrets and other intellectual property. Our strategy is to rely on trade secrets and patents to protect our manufacturing and sales processes and products. Effective trade secret and patent protection may be unavailable or limited in certain foreign jurisdictions. In addition, in certain circumstances, our intellectual property rights associated with government contracts may be limited. Also, reliance on trade secrets is only an effective business practice if trade secrets remain undisclosed and a proprietary product or process is not reverse engineered or independently developed. We take measures to protect our trade secrets, including executing non-disclosure agreements with our employees, customers, suppliers, and joint venture partners. If parties breach these agreements, the measures we take are not properly implemented, or if a competitor is able to reproduce or otherwise capitalize on our technology despite the safeguards we have in place, it may be difficult, expensive, or impossible for us to obtain necessary legal protection. Disclosure of our trade secrets or reverse engineering of our proprietary products, processes, or devices could adversely affect our business, financial condition, results of operations, and cash flows.

***Our failure to obtain or maintain the right to use certain intellectual property may materially adversely affect our business, financial condition, results of operations, and cash flows.***

Our industries are characterized by frequent litigation regarding patent and other intellectual property rights. From time to time we have received, and may receive in the future, notice of claims of infringement of other parties' proprietary rights and licensing offers to commercialize third party patent rights. There can be no assurance that:

- infringement claims (or claims for indemnification resulting from infringement claims) will not be asserted against us or that such claims will not be successful;
- future assertions will not result in an injunction against the sale of infringing products, which could adversely affect our business, results of operations, and cash flows;
- any patent owned or licensed by us will not be invalidated, circumvented, or challenged; or
- we will not be required to obtain licenses, the expense of which may adversely affect our results of operations, and cash flows.

In addition, effective copyright and trade secret protection may be unavailable or limited in certain foreign jurisdictions. Litigation, which could result in substantial cost and diversion of our resources, may be necessary to defend our rights or defend us against claimed infringement of the rights of others. In certain circumstances, our intellectual property rights associated with government contracts may be limited.

Protection of the intellectual property owned or licensed to us may require us to initiate litigation, which can be an extremely expensive protracted procedure with an uncertain outcome. The availability of financial resources may limit our ability to commence or defend such litigation.

***If we fail to protect, or incur significant costs in defending, our intellectual property and other proprietary rights, our business and results of operations could be materially harmed.***

Our success depends to a significant degree on our ability to protect our intellectual property and other proprietary rights. We rely on a combination of patent, trademark, trade secret and unfair competition laws, as well as license agreements and other contractual provisions, to establish and protect our intellectual property and other proprietary rights. We have applied for patent registrations in the United States and selected international jurisdictions, most of which have been issued. We cannot guarantee that our pending applications will be approved by the applicable governmental authorities. Moreover, our existing and future patents and trademarks may not be sufficiently broad to protect our proprietary rights or may be held invalid or unenforceable in court. Failure to obtain patents registrations or a successful challenge to our registrations in the United States or other foreign countries may limit our ability to protect the intellectual property rights that these applications and registrations are intended to cover.

We also attempt to protect our intellectual property, including our trade secrets and know-how, through the use of trade secret and other intellectual property laws, and contractual provisions. We enter into confidentiality and invention assignment agreements with our employees and independent consultants. We also use non-disclosure agreements with other third parties who may have access to our proprietary technologies and information. Such measures, however, provide only limited protection, and there can be no assurance that our confidentiality and non-disclosure agreements will not be breached, especially after our employees or those of our third-party contract manufacturers end their employment or engagement, and that our trade secrets will not otherwise become known by competitors or that we will have adequate remedies in the event of unauthorized use or disclosure of proprietary information. Unauthorized third parties may try to copy or reverse engineer our products or portions of our products, otherwise obtain and use our intellectual property, or may independently develop similar or equivalent trade secrets or know-how. If we fail to protect our intellectual property and other proprietary rights, or if such intellectual property and proprietary rights are infringed or misappropriated, our business, results of operations or financial condition could be materially harmed.

Policing unauthorized use of our technology is difficult, and we cannot be certain that the steps we have taken will prevent the misappropriation, unauthorized use, or other infringement of our intellectual property rights. Further, we may not be able to effectively protect our intellectual property rights from misappropriation or other infringement in foreign countries where we have not applied for patent protections, and where effective patent, trademark, trade secret, and other intellectual property laws may be unavailable, or may not protect our proprietary rights as fully as U.S. law.

In the future, we may need to take legal actions to prevent third parties from infringing upon or misappropriating our intellectual property or from otherwise gaining access to our technology. Protecting and enforcing our intellectual property rights and determining their validity and scope could result in significant litigation costs and require significant time and attention from our technical and management personnel, which could significantly harm our business. In addition, we may not prevail in such proceedings. An adverse outcome of such proceedings may reduce our competitive advantage or otherwise harm our financial condition and our business.

***We may be involved in intellectual property disputes in the future, which could divert management's attention, cause us to incur significant costs, and prevent us from selling or using the challenged technology.***

Participants in the markets in which we sell our products have experienced litigation regarding patent and other intellectual property rights. Regardless of their merit, responding to claims against us alleging infringement of certain patents or other intellectual property rights of others can be time consuming, divert management's attention and resources, and may cause us to incur significant expenses. While we do not believe that our products infringe upon the intellectual property rights of other parties and meritorious defenses would exist with respect to any assertions to the contrary, we cannot be certain that our products would not be found infringing the intellectual property rights of others.

***We may be obligated to indemnify our customers and vendors for claims that our intellectual property infringes the rights of others, which may result in substantial expenses to us.***

We may be required to indemnify our customers or vendors for intellectual property claims made against them for products incorporating our technology. As such, claims against our customers and vendors may require us to incur substantial expenses, such as legal expenses, damages for past infringement or royalties for future use. Future indemnity claims could adversely affect our business relationships and result in substantial costs to us.

***We face certain litigation risks that could harm our business.***

We are and may become subject to various legal proceedings and claims that arise in or outside the ordinary course of business. The results of complex legal proceedings are difficult to predict. Moreover, many of the complaints filed against us do not specify the amount of damages that plaintiffs seek, and we therefore are unable to estimate the possible range of damages that might be incurred should these lawsuits be resolved against us. While we are unable to estimate the potential damages arising from such lawsuits, certain of them assert types of claims that, if resolved against us, could give rise to substantial damages. Thus, an unfavorable outcome or settlement of one or more of these lawsuits could have a material adverse effect on our financial condition, liquidity, and results of operations. Even if these lawsuits are not resolved against us, the uncertainty and expense associated with unresolved lawsuits could seriously harm our business, financial condition, and reputation. Litigation is costly, time-consuming and disruptive to normal business operations. The costs of defending these lawsuits, particularly the securities class actions and stockholder derivative actions, have been significant, will continue to be costly, and may not be covered by our insurance policies. The defense of these lawsuits could also result in continued diversion of our management's time and attention away from business operations, which could harm our business. For additional discussion regarding litigation in which we are involved, see [Note 14 - Commitments and Contingencies](#) in the notes to our consolidated financial statements.

***The costs of compliance with state, federal and international legal and regulatory requirements, such as environmental, labor, trade and tax regulations, and customers' standards of corporate citizenship could cause an increase in our operating costs.***

We are subject to environmental and health and safety laws and regulations and must obtain certain permits and licenses relating to the use of hazardous materials. Our production activities involve the use of certain hazardous raw materials, including, but not limited to, ammonia, gallium, phosphine, and arsine. If our control systems are unsuccessful in preventing a release of these materials into the environment or other adverse environmental conditions or human exposure occurs, we could experience interruptions in our operations and incur substantial remediation and other costs or liabilities. In addition, certain foreign laws and regulations place restrictions on the concentration of certain hazardous materials, including, but not limited to, lead, mercury, and cadmium, in our products. Failure to comply with such laws and regulations could subject us to future liabilities or result in the limitation or suspension of the sale or production of our products. These regulations include the European Union's (EU) Restrictions on Hazardous Substances and Directive on Waste Electrical and Electronic Equipment. Failure to comply with environmental and health and safety laws and regulations may limit our ability to export products to the EU and could adversely affect our business, financial condition, results of operations, and cash flows. In addition, the Department of Homeland Security has commenced a program to evaluate the security of certain chemicals which may be of interest to terrorists, including chemicals utilized by us. This evaluation may lead to regulations or restrictions affecting our ability to utilize these chemicals or the costs of doing so.

In connection with our compliance with such environmental laws and regulations, as well as our compliance with industry environmental initiatives, the standards of business conduct required by some of our customers, and our commitment to sound corporate citizenship in all aspects of our business, we could incur substantial compliance and operating costs and be subject to disruptions to our operations. In addition, in the last few years, there has been increased media scrutiny and associated reports focusing on a potential link between working in semiconductor manufacturing clean room environments and certain illnesses, primarily different types of cancers. Regulatory agencies and industry associations have begun to study the issue to see if any actual correlation exists. Because we utilize clean rooms, we may become subject to liability claims. These reports may also affect our ability to recruit and retain employees. If we were found to be in violation of environmental and safety regulations laws or noncompliance with industry initiatives or standards of conduct, we could be subject to government fines or liabilities owed to our customers, which could have a material adverse effect on our business, financial condition, results of operations, and cash flows.

In addition, climate change is a significant topic of discussion and potential regulatory activity and has generated and may continue to generate federal or other regulatory responses in the near future. If we or our component suppliers fail to timely comply with applicable legislation, our customers may refuse to purchase our products or we may face increased operating costs as a result of taxes, fines or penalties, which would have a materially adverse effect on our business, financial condition and operating results.

In connection with our compliance with such environmental laws and regulations, as well as our compliance with industry environmental initiatives, the standards of business conduct required by some of our customers, and our commitment to sound corporate citizenship in all aspects of our business, we could incur substantial compliance and operating costs and be subject to disruptions to our operations and logistics. In addition, if we were found to be in violation of these laws or noncompliant with these initiatives or standards of conduct, we could be subject to governmental fines, liability to our customers and damage to our reputation and corporate brand which could cause our financial condition or operating results to suffer.

***Provisions of the Dodd-Frank Act relating to “Conflict Minerals” will require us to begin disclosing our use of “conflict minerals,” which will increase our costs and could raise reputational and other risks.***

The SEC has promulgated final rules in connection with the Dodd-Frank Wall Street Reform and Consumer Protection Act, regarding disclosure of the use of certain minerals, known as conflict minerals, that are mined from the Democratic Republic of the Congo and adjoining countries. These new requirements have required due diligence efforts in fiscal year 2013 and will continue to require additional due diligence efforts going forward, with initial disclosure requirements effective in May 2014. There are costs associated with complying with these disclosure requirements, including costs to determine the source of any conflict minerals used in our products. In addition, the implementation of these rules could adversely affect the sourcing, supply, and pricing of materials used in our products. Also, we may face reputational challenges if we are unable to verify the origins for all metals used in our products through the procedures we may implement. We may also encounter challenges to satisfy customers that may require all of the components of products purchased to be certified as conflict free. If we are not able to meet customer requirements, customers may choose to disqualify us as a supplier.

***We are subject to anti-corruption laws in the jurisdictions in which we operate, including the U.S. Foreign Corrupt Practices Act (“FCPA”). Our failure to comply with these laws could result in penalties which could harm our reputation and have a material adverse effect on our business, results of operations and financial condition.***

We are subject to the FCPA, which generally prohibits companies and their intermediaries from making improper payments to foreign officials for the purpose of obtaining or keeping business and/or other benefits, along with various other anticorruption laws. Although we have implemented policies and procedures designed to ensure that we, our employees and other intermediaries comply with the FCPA and other anticorruption laws to which we are subject, there is no assurance that such policies or procedures will work effectively all of the time or protect us against liability under the FCPA or other laws for actions taken by our employees and other intermediaries with respect to our business or any businesses that we may acquire.

We have manufacturing operations in China and other jurisdictions, many of which pose elevated risks of anti-corruption violations, and we export our products for sale internationally. This puts us in frequent contact with persons who may be considered “foreign officials” under the FCPA, resulting in an elevated risk of potential FCPA violations. If we are not in compliance with the FCPA and other laws governing the conduct of business with government entities (including local laws), we may be subject to criminal and civil penalties and other remedial measures, which could have an adverse impact on our business, financial condition, results of operations and liquidity. Any investigation of any potential violations of the FCPA or other anticorruption laws by U.S. or foreign authorities could harm our reputation and have an adverse impact on our business, financial condition and results of operations.

***A failure to attract and retain managerial, technical, and other key personnel could reduce our revenue and our operational effectiveness.***

Our future success depends, in part, on our ability to attract and retain certain key personnel, including scientific, operational, financial, and managerial personnel. In addition, our technical personnel represent a significant asset and serve as the source of our technological and product innovations. The competition for attracting and retaining key employees (especially scientists, technical personnel, and senior managers and executives) is intense. Because of this competition for skilled employees, we may be unable to retain our existing personnel or attract additional qualified employees in the future to keep up with our business demands and changes, and our business, financial condition, results of operations, and cash flows could be materially adversely affected. The risks involved in recruiting and retaining these key personnel may be increased by our lack of profitability, the volatility of our stock price, and the perceived effect of previously implemented reductions in force and other cost reduction efforts.

***If we fail to remediate deficiencies in our current system of internal controls, we may not be able to accurately report our financial results or prevent fraud. As a result, our business could be harmed and current and potential investors could lose confidence in our financial reporting, which could have a material adverse effect on the trading price of our equity securities.***

We are subject to the ongoing internal control provisions of Section 404 of the Sarbanes-Oxley Act of 2002. These provisions provide for the identification of material weaknesses in internal control over financial reporting, which is a process to provide reasonable assurance regarding the reliability of financial reporting for external purposes in accordance with U.S. GAAP. If we cannot provide reliable and timely financial reports, our brand, operating results, and the market value of our equity securities could be harmed. We have in the past discovered, and may in the future discover, areas of our internal controls that need improvement.

We have devoted significant resources to remediate and improve our internal controls. We have also been monitoring the effectiveness of these remediated measures. We cannot be certain that these measures will ensure adequate controls over our financial processes and reporting in the future. We intend to continue implementing and monitoring changes to our processes to improve internal controls over financial reporting. Any failure to implement required new or improved controls, or difficulties encountered in their implementation, could harm our operating results or cause us to fail to meet our reporting obligations.

Inadequate internal controls could also cause investors to lose confidence in our reported financial information, which could have an adverse effect on the trading price of our equity securities. Further, the impact of these events could also make it more difficult for us to attract and retain qualified persons to serve on our Board of Directors (the "Board") or as executive officers, which could harm our business. The expanded activities at our Langfang facility in China increase the burden on our systems and infrastructure, and impose additional risk to the ongoing effectiveness of our internal controls, disclosure controls, and procedures.

***We are subject to risks associated with the availability and coverage of insurance.***

For certain risks, we do not maintain insurance coverage because of cost or availability. Because we retain some portion of our insurable risks, and in some cases self-insure completely, unforeseen or catastrophic losses in excess of insured limits may have a material adverse effect on our business, financial position, results of operations, and cash flows.

***Our business and operations would be adversely impacted in the event of a failure or security breach of our information technology infrastructure.***

We rely upon the capacity, reliability, and security of our information technology hardware and software infrastructure and our ability to expand and update this infrastructure in response to our changing needs. We are constantly updating our information technology infrastructure. Any failure to manage, expand, and update our information technology infrastructure or any failure in the operation of this infrastructure could harm our business.

Despite our implementation of security measures, our systems are vulnerable to damages from computer viruses, natural disasters, unauthorized access, and other similar disruptions. Our business is also subject to break-ins, sabotage, and intentional acts of vandalism by third parties as well as employees. Any system failure, accident, or security breach could result in disruptions to our operations. To the extent that any disruption or security breach results in a loss or damage to our data, or inappropriate disclosure of confidential information, it could harm our business. In addition, we may be required to incur significant costs to protect against damage caused by these disruptions or security breaches in the future.

In addition, implementation of new software programs, including the implementation of an enterprise resource planning program which we intend to install at one or more of our divisions during 2014, may have adverse impact on us, including interruption of operations, loss of data, budget overruns, and the consumption of management time and resources.

***Certain provisions of New Jersey law and our charter may make a takeover of our Company difficult even if such takeover could be beneficial to some of our shareholders.***

New Jersey law and our certificate of incorporation, as amended, contain certain provisions that could delay or prevent a takeover attempt that our shareholders may consider to be in their best interests. Our Board of Directors is divided into three classes. Directors are elected to serve staggered three-year terms and are not subject to removal except for cause by the vote of the holders of at least 80% of our capital stock. In addition, approval by the holders of 80% of our voting stock is required for certain business combinations unless these transactions meet certain fair price criteria and procedural requirements or are approved by two-thirds of our continuing directors. We may in the future adopt other measures that may have the effect of delaying or discouraging an unsolicited takeover, even if the takeover were at a premium price or favored by a majority of unaffiliated shareholders. Certain of these measures may be adopted without any further vote or action by our shareholders and this could depress the price of our common stock.

***We can issue shares of preferred stock that may adversely affect rights of the stockholders of our common stock.***

Our certificate of incorporation authorizes us to issue up to 5.8 million shares of preferred stock with designations, rights and preferences determined from time-to-time by our Board of Directors. Accordingly, our Board of Directors is empowered, without stockholder approval, to issue preferred stock with dividend, liquidation, conversion, voting or other rights superior to those of holders of our common stock. For example, an issuance of shares of preferred stock could:

- adversely affect the voting power of the holders of our common stock;
- make it more difficult for a third-party to gain control of us;
- discourage bids for our common stock at a premium;
- limit or eliminate any payments that the holders of our common stock could expect to receive upon our liquidation; or
- otherwise adversely affect the market price of our common stock.

We may in the future issue shares of authorized preferred stock at any time.

***Changes to financial accounting standards may affect our results of operations and cause us to change our business practices.***

We prepare our financial statements to conform to accounting principles generally accepted in the United States of America (U.S. GAAP). These accounting principles are subject to interpretation by the Financial Accounting Standards Board (FASB), the SEC, and various bodies formed to interpret and create appropriate accounting standards. A change in those policies can have a significant effect on our consolidated reported results and may affect our reporting of transactions completed before a change in accounting principle is announced. Changes to those rules or the questioning of current practices may adversely affect our reported financial results or the way we conduct our business. For example, the SEC issued its long-anticipated proposed International Financial Reporting Standards (IFRS) roadmap outlining milestones that, if achieved, could lead to mandatory transition to IFRS for U.S. domestic registrants. IFRS is a comprehensive series of accounting standards published by the International Accounting Standards Board. Under the proposed roadmap, we could be required to prepare financial statements in accordance with IFRS. We are currently assessing the impact that this potential change could have on our consolidated financial statements and will continue to monitor the development of the potential implementation of IFRS.



***Natural disasters or other catastrophic events could have a material adverse effect on our business.***

Natural disasters, such as hurricanes, earthquakes, fires, and floods, could materially adversely affect our operations and financial performance. Such events could result in physical damage to one or more of our facilities, the temporary closure of one or more of our facilities or those of our suppliers, a temporary lack of an adequate work force in a market, a temporary or long-term disruption in the supply of products from some local and overseas suppliers, a temporary disruption in the transport of goods from overseas, and delays in the delivery of goods. Public health issues, whether occurring in the United States or abroad, could disrupt our operations, disrupt the operations of suppliers or customers, or have an adverse impact on customer demand. As a result of any of these events, we may be required to suspend operations in some or all of our locations, which could have a material adverse effect on our business, financial condition, results of operations, and cash flows. These events could also reduce demand for our products or make it difficult or impossible to receive products from suppliers. Although we maintain business interruption insurance and other insurance intended to cover some or all of these risks, such insurance may be inadequate, whether because of coverage amount, policy limitations, the financial viability of the insurance companies issuing such policies, or other reasons.

***Because we do not intend to pay dividends, stockholders will benefit from an investment in our common stock only if it appreciates in value.***

We have never declared or paid any dividends on our common stock. We anticipate that we will retain any future earnings to support operations and to finance the development of our business and do not expect to pay cash dividends in the foreseeable future. As a result, the success of an investment in our common stock will depend entirely upon any future appreciation in its value. There is no guarantee that our common stock will appreciate in value or even maintain the price at which stockholders have purchased their shares.

***Litigation may substantially increase our costs and harm our business.***

We are subject to lawsuits and will incur legal fees and other related costs. The expense of litigation may be significant. In addition, there can be no assurance that we will be successful in any lawsuit. Further, the amount of time that will be required to resolve any lawsuit is unpredictable and these actions may divert management's attention from the day-to-day operations of our business, which could adversely affect our business, results of operations and cash flows. Litigation is subject to inherent uncertainties, and an adverse result in these matters that may arise from time to time could have a material adverse effect on our business, results of operations and financial condition.

\*\*\*

*The risks above are not the only risks we face. If any of the events described in our risk factors actually occur, or if additional risks and uncertainties not presently known to us or that we currently deem immaterial, materialize, then our business, financial condition, results of operations, and cash flows could be materially affected. Our risk factors include forward-looking statements and our actual results may differ substantially from those discussed in these forward-looking statements.*

**ITEM 1B. Unresolved Staff Comments**

Not Applicable.

**ITEM 2. Properties**

The following chart contains certain information regarding each of our principal facilities.

<u>Location</u>	<u>Function</u>	<u>Approximate Square Footage</u>	<u>Term (in calendar year)</u>
Albuquerque, New Mexico	Corporate Headquarters Manufacturing and research and development facilities for both photovoltaic and fiber optics products	165,000	Facilities are 100% owned by us. Certain land is leased, which expires in 2050
Alhambra, California	Manufacturing and research and development facilities for fiber optics products	83,000	Multiple leases, which expired in 2011 through 2012 <sup>(1)</sup> <sup>(2)</sup>
Newark, California	Research and development facilities for fiber optics products	30,000	Multiple leases, which expire in 2016 <sup>(1)</sup>
Langfang, China	Manufacturing facility for fiber optics products	52,000	Multiple leases, which expire in 2017 <sup>(1)</sup>
Ivyland, Pennsylvania	Manufacturing and research and development facility for fiber optics products	9,000	Lease expires in 2016 <sup>(1)</sup>

Footnotes

(1) Lease has the option to be renewed by us, subject to inflation and other adjustments.

(2) Management is in negotiations to renew certain facility leases in Alhambra which have expired but are being maintained on a month-to-month basis.

**ITEM 3. Legal Proceedings**

See [Note 14 - Commitments and Contingencies](#) in the notes to our condensed consolidated financial statements for disclosures related to our legal proceedings.

**ITEM 4. Mine Safety Disclosures**

Not Applicable.

**PART II.**

**ITEM 5. Market for Registrant's Common Equity, Related Stockholder Matters and Issuer Purchases of Equity Securities**

Our common stock is traded on the NASDAQ Global Market and is quoted under the symbol "EMKR". The reported closing sale price of our common stock on November 29, 2013 was \$5.23 per share. As of November 29, 2013, we had approximately 140 shareholders of record. Many of our shares of common stock are held by brokers and other institutions on behalf of shareholders, and we are unable to estimate the number of these shareholders.

**Price Range of Common Stock**

The price ranges presented below represents the highest and lowest sales prices for our common stock on the NASDAQ Global Market during each quarter over the two most recent fiscal years.

<b>High and Low Sales Price Ranges of EMCORE Corporation's Common Stock</b>	<u>First Quarter</u>	<u>Second Quarter</u>	<u>Third Quarter</u>	<u>Fourth Quarter</u>
Fiscal 2013	\$3.91 - \$5.71	\$4.36 - \$6.75	\$3.32 - \$5.97	\$3.59 - \$4.84
Fiscal 2012	\$3.28 - \$4.52	\$3.48 - \$5.99	\$3.45 - \$5.07	\$4.33 - \$5.87

**Dividend Policy**

We have never declared or paid dividends on our common stock since our formation. We currently do not intend to pay dividends on our common stock in the foreseeable future so that we may reinvest any earnings in our business. The payment of dividends, if any, in the future is at the discretion of the Board of Directors. Under the terms of our credit facility with Wells Fargo Bank, we agreed to not issue any dividends until full payment is made on any outstanding debt under the credit facility.

**Sales of Unregistered Securities**

On May 31, 2011, we completed an equity private placement transaction with Shanghai Di Feng Investment Co. Ltd. pursuant to which we sold 1,101,900 shares of our common stock for approximately \$9.7 million. The common stock was offered solely to "accredited investors" as defined in Regulation D promulgated under the Securities Act of 1933, as amended, the Act, in reliance on the exemptions from registration afforded by Section 4(2) of the Act. In connection with this transaction, we also entered into a registration rights agreement pursuant to which we agreed to register the shares issued with the SEC on a Form S-1 registration statement within 60 days of the closing date of the transaction and to use commercially reasonable efforts to have the registration statement declared effective within 120 days of the closing date. We filed the registration statement on Form S-1 with the SEC on July 25, 2011 and we received a Notice of Effectiveness from the SEC on August 15, 2011. We used the proceeds from this private placement for general corporate purposes.

On August 16, 2011, we entered into a committed equity line financing facility (2011 Equity Facility) with Commerce Court Small Cap Value Fund, Ltd. (Commerce Court) pursuant to which we may, upon the terms and subject to the conditions set forth therein, require Commerce Court to purchase up to \$50.0 million in shares of our common stock over the 24-month term following the effectiveness of a resale registration statement, subject to limitations set forth in the agreement with Commerce Court. In consideration for Commerce Court's execution and delivery of the 2011 Equity Facility, we issued Commerce Court 27,736 shares of our common stock, which we refer to as the Commitment Shares. The issuance of the Commitment Shares, is exempt from registration under the Securities Act pursuant to the exemption for transactions by an issuer not involving any public offering under Section 4(2) of and Regulation D under the Securities Act. In connection with this transaction, we entered into a registration rights agreement pursuant to which we agreed to prepare and file with the SEC one or more registration statements on Form S-1, or such other form reasonably acceptable to Commerce Court and its legal counsel, for the purpose of registering the resale of the maximum shares of common stock issuable under the 2011 Equity Facility, including the Commitment Shares. We agreed to file the initial registration statement with the SEC within 60 days of the closing date of the transaction and to cause such registration statement to be declared effective by the SEC within the earlier of (i) the fifth business day after we are notified by the SEC that the initial registration statement will not be subject to review (or further review), or (ii) 120 days of the 2011 Equity Facility (180 days if the registration statement is reviewed by the SEC). We filed the registration statement on Form S-1 with the SEC on September 13, 2011 and we received a Notice of Effectiveness from the SEC on September 28, 2011. As of September 30, 2013, there were no draw down transactions completed under the 2011 Equity Facility. The equity facility with Commerce Court expired automatically pursuant to its terms during fiscal year 2013.

On September 28, 2012, we entered into an underwriting agreement (the "Underwriting Agreement") with B. Riley & Co., LLC (the "Underwriter"). Pursuant to the Underwriting Agreement, we agreed to sell and the Underwriter agreed to purchase (the "Offering"), subject to the terms and conditions expressed therein, 1,832,410 shares of the Company's common stock, without par value (the "Common Stock"), at a price per share of \$5.19. The Offering raised approximately \$9.5 million in net proceeds, which was used for general corporate purposes.

In addition, on September 18, 2013, pursuant to the Underwriting Agreement, we agreed to sell and the Underwriter agreed to purchase, subject to the terms and conditions expressed therein, 2,875,000 shares of the Company's common stock, without par value, at a price per share of \$4.09. The Offering raised approximately \$11.7 million million in net proceeds, which will be used for general corporate purposes.

The shares sold by the Company were registered pursuant to a "shelf" Registration Statement on Form S-3 (File No. 333-183256) (the "Registration Statement") that the Company filed with the Securities and Exchange Commission (the "Commission") under the Act on August 10, 2012, and which the Commission declared effective as of August 23, 2012, including a base prospectus constituting a part thereof, as supplemented by a prospectus supplement relating to the shares filed with the Commission pursuant to Rule 424(b) under the Act.

#### **Equity Compensation Plan Information**

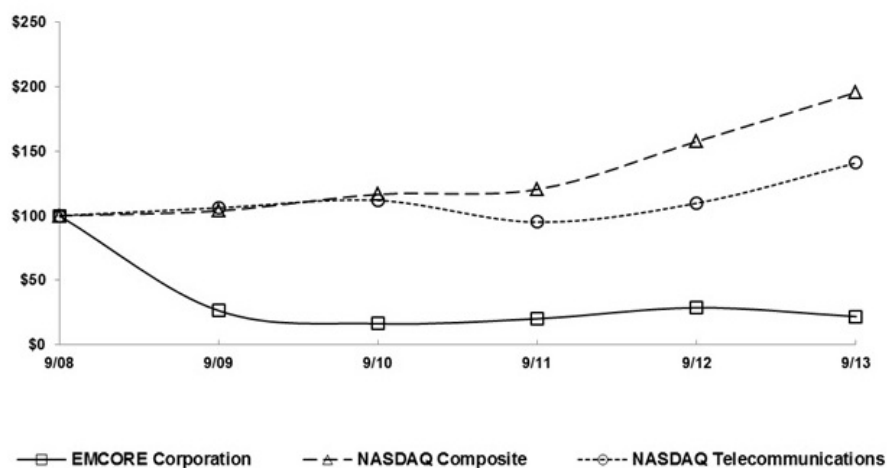
See Part III, Item 12—"Security Ownership of Certain Beneficial Owners and Management and Related Stockholders" of this Annual Report on Form 10-K for certain information regarding our equity compensation plans.

**Performance Graph**

The following table and graph compares the cumulative total shareholders' return on our common stock for the five-year period from September 30, 2008 through September 30, 2013 with the cumulative total return on the NASDAQ Composite Index and the NASDAQ Telecommunications Stock Index. The comparison assumes \$100 was invested on September 30, 2008 in our common stock. We did not declare, nor did we pay, any dividends during the comparison period.

*The following stock performance graph does not constitute soliciting material, and should not be deemed filed or incorporated by reference into any of our filings under the Securities Act of 1933 or the Securities Exchange Act of 1934, except to the extent we specifically incorporate this stock performance graph by reference therein.*

**COMPARISON OF 5 YEAR CUMULATIVE TOTAL RETURN\***  
Among EMCORE Corporation, the NASDAQ Composite Index,  
and the NASDAQ Telecommunications Index



\*\$100 invested on 9/30/08 in stock or index, including reinvestment of dividends.  
Fiscal year ending September 30.

**Data Table**

	As of September 30,					
	2008	2009	2010	2011	2012	2013
EMCORE Corporation	\$100.00	\$26.32	\$16.21	\$20.04	\$28.59	\$21.76
NASDAQ Composite	\$100.00	\$103.76	\$116.52	\$120.44	\$157.60	\$195.67
NASDAQ Telecommunications	\$100.00	\$106.07	\$111.87	\$95.00	\$109.69	\$140.93

**ITEM 6. Selected Financial Data**

In the tables below, we have provided you with consolidated financial data. We derived the statement of operations data for the fiscal years ended September 30, 2013, 2012, and 2011 and the balance sheet data as of September 30, 2013 and 2012 from our audited consolidated financial statements included in [Financial Statements and Supplementary Data](#) under [Item 8](#) within this Annual Report. We derived the statement of operations data for the years ended September 30, 2010 and 2009 and the selected balance sheet data as of September 30, 2011, 2010, and 2009 from audited consolidated financial statements that are not included in this Annual Report. You should read this financial data together with our [Management's Discussion and Analysis of Financial Condition and Results of Operations](#) under [Item 7](#) and [Financial Statements and Supplementary Data](#) under [Item 8](#) within this Annual Report. Our historic results are not necessarily indicative of the results that may be expected in the future.

**Selected Financial Data****Statements of Operations Data***(in thousands, except loss per share)*

	<b>For the Fiscal Years Ended September 30,</b>				
	<b>2013</b>	<b>2012</b>	<b>2011</b>	<b>2010</b>	<b>2009</b>
Revenue	\$ 168,147	\$ 163,781	\$ 200,928	\$ 191,278	\$ 176,356
Gross profit (loss)	28,198	17,826	42,763	50,661	(6,310)
Operating income (loss)	220	(35,625)	(32,527)	(21,426)	(140,966)
Net income (loss)	4,988	(39,171)	(34,219)	(23,694)	(138,801)
Net income (loss) per basic and diluted share	\$ 0.19	\$ (1.66)	\$ (1.54)	\$ (1.14)	\$ (7.00)

**Balance Sheet Data***(in thousands)*

	<b>As of September 30, 2013</b>				
	<b>2013</b>	<b>2012</b>	<b>2011</b>	<b>2010</b>	<b>2009</b>
Cash, cash equivalents, restricted cash, and current available-for-sale securities	\$ 16,919	\$ 9,129	\$ 16,142	\$ 21,242	\$ 16,899
Working capital	37,196	3,971	24,293	34,891	34,725
Total assets	173,714	169,866	170,298	177,838	182,023
Long-term liabilities	9,434	9,408	4,804	562	104
Shareholders' equity	101,179	69,023	98,436	113,432	123,931

Working capital, calculated as current assets minus current liabilities, is a financial metric we use that represents available operating liquidity.

**Significant Transactions**

Significant transactions that affect the comparability of our operating results and financial condition include:

**Fiscal 2013**

- **Impact from Thailand Flood:** In December 2012, we recorded flood-related insurance proceeds of \$4.2 million in the form of forgiveness of \$2.2 million of outstanding capital lease obligations and \$2.0 million of outstanding payables. In March 2013, we received the final flood-related insurance proceeds of \$14.8 million in the form of a receivable of \$8.2 million, which we received cash payment for in April 2013, forgiveness of \$3.4 million of outstanding capital lease obligations and \$3.2 million of outstanding payables. No additional flood-related insurance proceeds associated with this event are anticipated. See [Note 11 - Impact from Thailand Flood](#) for additional disclosures related to the impact of the Thailand flood on our operations.
- **Joint Venture:** In March 2013, we sold certain solar assets and our ownership interest in Emcore Solar New Mexico ("ESNM") to Suncore for \$1.5 million. In June 2013, we entered into an agreement to transfer our 40% registered ownership interest in Suncore to San'an Optoelectronics Co., Ltd. ("San'an") for a purchase price of \$4.8 million. The carrying value of our registered ownership interest in Suncore was \$0 as of June 30, 2013. In addition, upon completion of the share transfer, the Company recognized \$3.3 million of deferred revenue from Suncore included in the financial statements as of June 30, 2013, as well as the resulting gain of \$4.8 million on our registered ownership interest.

- **Stock Sales:** During August 2012, we filed a shelf registration statement on Form S-3 with the SEC pursuant to which we may, from time to time, sell up to an aggregate of \$50 million of our common or preferred stock, warrants or debt securities. On August 23, 2012, the registration statement was declared effective by the SEC, which will allow us to access the capital markets for the three year period following this effective date. On October 3, 2012 we sold 1,832,410 shares of common stock for net proceeds of \$9.5 million. In addition, on September 18, 2013, we sold 2,875,000 shares of common stock for net proceeds of \$11.7 million. [See Note 15 - Equity](#) for additional disclosures related to the stock sale.

### **Fiscal 2012**

- **Joint Venture:** During the fiscal year ended September 30, 2012, Suncore increased its registered capital by recording a deemed capital distribution of \$37.0 million which was distributed and reinvested in proportion to each entity's registered capital, of which San'an was allocated \$22.2 million and EMCORE was allocated \$14.8 million. During this same period, Suncore also recorded a cash dividend of approximately \$4.1 million in proportion to each entity's registered capital of which San'an received \$2.5 million and EMCORE received \$1.6 million. We recorded the cash dividend as a reduction of our investment in Suncore. We incurred foreign income tax of approximately \$1.6 million associated with these capital distributions which is presented under the caption 'foreign income tax expense on capital distributions' on our statement of operations and comprehensive loss. EMCORE's cash dividend was equal to the foreign income tax expense incurred on these capital distributions. During fiscal 2012, we held a 40% registered ownership in Suncore and we recorded a \$1.2 million loss from this equity method investment which was primarily related to start-up activities. As of September 30, 2012, our investment balance in Suncore is zero and we have stopped recording our proportionate share of Suncore's loss since we have no obligation or intent to fund the deficit balance. See [Note 17 - Suncore Joint Venture](#) in the notes to the consolidated financial statements for additional information related to our Suncore joint venture.
- **Impact From Thailand Flood:** In October 2011, we announced that flood waters had severely impacted the inventory and production operations of our primary contract manufacturer in Thailand. The impacted areas included certain product lines for the Telecom and Cable Television (CATV) market segments. This has had a significant impact on our operations and our ability to meet customer demand for certain of our fiber optics products in the near term. During the fiscal year ended September 30, 2012, we recorded estimated flood-related losses associated with damaged inventory and equipment of approximately \$5.5 million. During the fiscal year ended September 30, 2012, we capitalized the cost of our new manufacturing lines of approximately \$5.2 million and recorded an equipment capital lease obligation of \$4.4 million, net of equipment deposits. Management identified certain inventory on order related to manufacturing product lines that were destroyed by the Thailand flood and will not be replaced. This expense, which totaled \$1.6 million for the fiscal year ended September 30, 2012, was recorded within cost of revenue on our statement of operations and comprehensive loss. We received an insurance proceeds payment of \$4.0 million in September 2012 from our contract manufacturer. Additionally, we also claimed damages and received proceeds of \$5.0 million under our own comprehensive insurance policy relating to business interruption and we recorded this amount as flood-related insurance proceeds. See [Note 11 - Impact from Thailand Flood](#) for additional disclosures related to the impact of the Thailand flood on our operations.
- **Sale of Fiber Optics-related Assets:** On May 7, 2012, we completed the sale of certain assets associated with our Fiber Optics segment to a subsidiary of Sumitomo Electric Industries, LTD (SEI) and recorded a gain of approximately \$2.8 million. We deferred approximately \$4.9 million of the gain on sale until the indemnification obligation and purchase price adjustment contingencies are resolved. See [Note 1 - Description of Business](#) in the notes to the consolidated financial statements for additional disclosures related to this asset sale.
- **Litigation Settlement:** In May 2012, we reached a confidential settlement regarding certain outstanding litigation in exchange for a release of related claims. The settlement resulted in a charge of \$1.0 million in our statement of operations and comprehensive loss.

- As of June 30, 2012, we performed an evaluation of an asset group within our Photovoltaics segment for impairment of long-lived assets. The impairment test was triggered by a determination that it was more likely than not those assets would be sold or otherwise disposed of before the end of their previously estimated useful lives. As a result of the evaluation, we determined that impairment existed and a charge of \$1.4 million was recorded to write down the long-lived assets to an estimated fair value. Of the total impairment charge, \$1.1 million related to equipment and \$0.3 million related to intangible assets.

#### **Fiscal 2011**

- Joint Venture: We entered into a joint venture agreement in fiscal 2010 with San'an Optoelectronics Co., Ltd. (San'an) for the purpose of engaging in the development, manufacturing, and distribution of CPV receivers, modules, and systems for terrestrial solar power applications under a technology license from us. The joint venture, Suncore Photovoltaic Technology Co., Ltd. (Suncore) was established in January 2011. To date, we have contributed \$12.0 million in cash to Suncore as a capital contribution and have received \$8.5 million of consulting fees from an affiliate of San'an. We have accounted for our investment in Suncore using the equity method of accounting and we have recorded the consulting fees as a reduction to our investment in Suncore. During fiscal 2011, we held a 40% registered ownership in Suncore and we recorded a \$1.8 million loss from this equity method investment which was primarily related to start-up activities. See [Note 17 - Suncore Joint Venture](#) in the notes to the consolidated financial statements for additional information related to our Suncore joint venture.
- Litigation Settlements: During the three months ended March 31, 2011, we received a cash payment of approximately \$2.6 million, net of legal fees, in satisfaction of a judgment for damages awarded. During the three months ended June 30, 2011, we accrued \$1.5 million for legal settlements considered probable. See [Note 14 - Commitments and Contingencies](#) in the notes to the consolidated financial statements for additional information related to our litigation proceedings.
- Impairment Charge: During the three months ended September 30, 2011, we recorded a non-cash impairment charge of approximately \$8.0 million related to long-lived assets associated with our Fiber Optics segment. See [Note 9 - Intangible Assets](#) in the notes to the consolidated financial statements for additional information related to this impairment charge.
- Asset Retirement Obligations: We have known conditional asset retirement conditions, such as certain asset decommissioning and restoration of rented facilities to be performed in the future. During the three months ended September 30, 2011, we completed a review of our asset retirement and environmental obligations and we recorded an asset retirement obligation with an offset to fixed assets totaling \$4.8 million. See [Note 14 - Commitments and Contingencies](#) in the notes to the consolidated financial statements for additional information related to our asset retirement obligations.

#### **Fiscal 2010**

- Bad Debt: In June 2010, we recorded a \$2.4 million reserve on accounts receivable related to a solar power system contract that management had uncertainty with respect to its total collectability.
- Termination Fee: In June 2010, we incurred a one-time non-recurring \$2.8 million charge associated with a termination fee on our previously announced joint venture with Tangshan Caofeidian Investment Corporation.
- Legal Expenses: Throughout the year, we incurred \$4.7 million related to legal expenses associated with certain patent and other litigation.



***Fiscal 2009***

- Impairment Charges: In December 2008, we recorded non-cash impairment charges totaling \$33.8 million related to goodwill and intangible assets in our Fiber Optics segment. In June 2009, we recorded a non-cash impairment charge totaling \$27.0 million related to long-lived assets in our Fiber Optics segment.
- Sale of Investment: In January 2009, we sold our remaining interest in Entech Solar Inc. (formerly WorldWater and Solar Technologies Corporation) for a gain of \$3.1 million.
- Throughout the year, we incurred the following significant expenses within operations:
  - Inventory write-downs related to excess, obsolete, and lower of cost or market valuation adjustments totaling \$16.1 million;
  - Provisions for losses on firm purchase agreements totaling \$8.5 million;
  - Provisions for doubtful accounts totaling \$5.1 million;
  - Severance and restructuring charges totaling \$2.0 million; and,
  - Legal expenses associated with certain patent and other litigation totaling \$5.6 million.

**ITEM 7. Management's Discussion and Analysis of Financial Condition and Results of Operations**

*You should read the following discussion of our financial condition and results of operations in conjunction with the financial statements and the notes thereto included in [Financial Statements and Supplementary Data](#) under [Item 8](#) within this Annual Report. The following discussion contains forward-looking statements that reflect our plans, estimates, and beliefs. Our actual results could differ materially from those discussed in the forward-looking statements. Factors that could cause or contribute to these differences include those discussed below and elsewhere in this Annual Report, particularly in [Risk Factors](#) under [Item 1A](#).*

**Business Overview**

EMCORE Corporation and its subsidiaries (referred to herein as the "Company", "we", "our", or "EMCORE") offers a broad portfolio of compound semiconductor-based products for the broadband, fiber optics, satellite, and solar power markets. We were established in 1984 as a New Jersey corporation and we have two reporting segments: Fiber Optics and Photovoltaics. EMCORE's Fiber Optics business segment provides optical components, subsystems and systems for high-speed telecommunications, Cable Television (CATV), Wireless and Fiber-To-The-Premise (FTTP) networks, as well as products for satellite communications, video transport and specialty photonics technologies for defense and homeland security applications. Our solar Photovoltaics business segment provides products for space power applications including high-efficiency multi-junction solar cells, Covered Interconnect Cells (CICs) and complete satellite solar panels, and terrestrial applications, including high-efficiency GaAs solar cells for concentrating photovoltaic (CPV) power systems. In addition to organic growth and development of our existing Fiber Optics and Photovoltaics segments, we intend to pursue other strategies to enhance shareholder value, which may include acquisitions, investments in joint ventures, partnerships, and other strategic alternatives, such as dispositions, reorganizations, recapitalizations or other similar transactions. Accordingly, the Strategy Committee of the Board and our management may from time to time be engaged in evaluating potential, and entering into definitive agreements with respect to, such transactions and other strategic alternatives.

**Recent Developments**

**Strategy Committee of the Board of Directors**

The Company's Board of Directors recently created a Strategy Committee of the Board of Directors, which is charged with evaluating strategic opportunities for the Company that may enhance shareholder value. The Strategy Committee may from time to time consider strategic opportunities, such as acquisitions, dispositions and joint ventures, and may engage financial and other advisors to assist it in doing so. There can be no assurance that the Strategy Committee will identify strategic opportunities that the Company will determine to pursue, or that the consideration of any such opportunity would result in the completion of a strategic transaction.

Our headquarters and principal executive offices are located at 10420 Research Road, SE, Albuquerque, New Mexico, 87123, and our main telephone number is (505) 332-5000. For specific information about us, our products, or the markets we serve, please visit our website at <http://www.emcore.com>. The information contained in or linked to our website is not a part of, nor incorporated by reference into, this Quarterly Report on Form 10-K or a part of any other report or filing with the Securities and Exchange Commission (SEC).

**Suncore Joint Venture**

In June 2013, we entered into an agreement to transfer our 40% registered ownership interest in Suncore to San'an for a purchase price of \$4.8 million. The carrying value of our registered ownership interest in Suncore was \$0 as of June 30, 2013. Upon completion of the share transfer in September 2013, the Company recognized \$3.3 million of deferred revenue from Suncore included in the financial statements as of June 30, 2013, as well as the resulting gain of \$4.8 million on our registered ownership interest. See [Note 17 - Suncore Joint Venture](#) in the notes to the consolidated financial statements for more information regarding Suncore.

### **Impact from Thailand Flood**

In October 2011, flood waters severely impacted the inventory and production operations of our primary contract manufacturer in Thailand. The impacted areas included certain product lines for the Telecom and Cable Television (CATV) market segments. This had a significant impact on our operations and our ability to meet customer demand for certain of our fiber optics products. Our Photovoltaics segment was not affected by the Thailand floods.

Since that announcement, we have developed and implemented a plan to rebuild the impacted production lines at other locations, including an alternate facility of our contract manufacturer in Thailand, as well as our own manufacturing facilities in the United States and China. Our production line for ITLAs (Integrable Tunable Laser Assemblies) for 40 and 100 Gb/s (Gigabit per second) coherent telecom applications has been up and running since April 2012 at our contract manufacturer in Thailand. Production line qualification has been completed and most customers have successfully completed full-line audits and started taking shipments in April 2012. As of September 2012, our ITLA line was operating at pre-flood capacity production levels. The CATV laser module and transmitter production lines at our manufacturing facility in China reached pre-flood capacity production levels as of September 2012. See [Note 11 - Impact from Thailand Flood](#) in the notes to the consolidated financial statements for additional disclosures related to the impact of the Thailand flood on our operations.

### **Sale of Fiber Optics-related Assets**

On March 27, 2012, we entered into a Master Purchase Agreement with a subsidiary of Sumitomo Electric Industries, LTD (SEI), pursuant to which we agreed to sell certain assets and transfer certain obligations associated with our Fiber Optics segment. On May 7, 2012, we completed the sale of these assets to SEI and recorded a gain of approximately \$2.8 million. This transaction was recorded as a sale of assets since it did not meet the criteria to be considered a component of our business. Under the terms of the Master Purchase Agreement, we have agreed to indemnify SEI for up to \$3.4 million of potential claims and expenses for the two-year period following the sale, and we have recorded this amount as a deferred gain on our balance sheet as of September 30, 2013 as a result of these contingencies. SEI paid \$13.1 million in cash and deposited approximately \$2.6 million into escrow as security for indemnification obligations and any purchase price adjustments. Payment of escrow amounts occurs over a two-year period and is subject to claim adjustments. In total, we deferred approximately \$4.9 million of the total paid by SEI as a gain on sale until the indemnification obligation of \$3.4 million and \$1.5 million of purchase price adjustment contingencies are resolved. During the fiscal year ended September 30, 2013, we resolved the purchase price contingencies resulting in the reduction of the purchase price by \$1.1 million. The reduced purchase price is recorded as an offset to the escrow receivable of \$2.6 million while an additional \$0.4 million of gain on sale of assets was recognized during the fiscal year ended September 30, 2013. There remains a deferred gain of \$3.4 million related to our indemnification obligation at September 30, 2013. See [Note 1 - Description of Business](#) in the notes to the consolidated financial statements for additional disclosures related to this asset sale.

### **Critical Accounting Policies**

The preparation of consolidated financial statements in conformity with U.S. GAAP requires us to make estimates and assumptions that affect the reported amounts of assets and liabilities and disclosure of contingent assets and liabilities, as of the date of the financial statements, and the reported amounts of revenue and expenses during the reported period. The accounting estimates that require our most significant, difficult, and/or subjective judgments include:

- the valuation of inventory, goodwill, intangible assets, warrants, and stock-based compensation;
- assessment of recovery of long-lived assets;
- asset retirement obligations and litigation contingencies;
- revenue recognition associated with the percentage of completion method;
- the allowance for doubtful accounts and warranty accruals; and,
- estimation of losses associated with the Thailand Flood.

We develop estimates based on historical experience and on various assumptions about the future that are believed to be reasonable based on the best information available to us. Our reported financial position or results of operations may be materially different under changed conditions or when using different estimates and assumptions, particularly with respect to significant accounting policies. In the event that estimates or assumptions prove to differ from actual results, adjustments are made in subsequent periods to reflect more current information. A listing and description of our critical accounting policies includes the following:

### **Accounts Receivable**

We regularly evaluate the collectability of our accounts receivable and maintain allowances for doubtful accounts for estimated losses resulting from the inability of our customers to meet their financial obligations to us. The allowance is based on the age of receivables and a specific identification of receivables considered at risk of collection. We classify charges associated with the allowance for doubtful accounts as sales, general, and administrative expense. If the financial condition of our customers were to deteriorate, impacting their ability to pay us, additional allowances may be required. See [Note 5 - Receivables](#) in the notes to the consolidated financial statements for additional information related to our receivables.

### **Inventory**

Inventory is stated at the lower of cost or market, with cost being determined using the standard cost method that includes material, labor, and manufacturing overhead costs, which approximates weighted average cost. We write-down inventory once it has been determined that conditions exist that may not allow the inventory to be sold for its intended purpose or the inventory is determined to be excess or obsolete based on our forecasted future revenue. The charge related to inventory write-downs is recorded as a cost of revenue. The majority of the inventory write-downs are related to estimated allowances for inventory whose carrying value is in excess of net realizable value and on excess raw material components resulting from finished product obsolescence. In most cases where we sell previously written down inventory, it is typically sold as a component part of a finished product. The finished product is sold at market price at the time resulting in higher average gross margin on such revenue. We do not track the selling price of individual raw material components that have been previously written down or written off, since such raw material components usually are only a portion of the finished products and related sales price. We evaluate inventory levels at least quarterly against sales forecasts on a significant part-by-part basis, in addition to determining its overall inventory risk. We have incurred, and may in the future incur charges to write-down our inventory. See [Note 6 - Inventory](#) in the notes to the consolidated financial statements for additional information related to our inventory.

### **Goodwill**

The Company's goodwill of approximately \$20.4 million is associated with our Photovoltaics segment. Goodwill represents the excess of the purchase price of an acquired business over the fair value of the identifiable assets acquired and liabilities assumed. As required by ASC 350, *Intangibles - Goodwill and Other*, we evaluate our goodwill for impairment on an annual basis, or whenever events or changes in circumstances indicate whether it is more likely than not that the fair value of a reporting unit is less than its carrying amount. Pursuant to ASC 350, circumstances that could trigger an interim impairment test include but are not limited to:

- Macroeconomic conditions such as a deterioration in general economic conditions, limitations on accessing capital, fluctuations in foreign exchange rates, or other developments in equity and credit markets;
- Industry and market considerations such as a deterioration in the environment in which an entity operates, an increased competitive environment, a decline in market-dependent multiples or metrics (considered in both absolute terms and relative to peers), a change in the market for an entity's products or services, or a regulatory or political development;
- Cost factors such as increases in raw materials, labor, or other costs that have a negative effect on earnings and cash flows;
- Overall financial performance such as negative or declining cash flows or a decline in actual or planned revenue or earnings compared with actual and projected results of relevant prior periods;
- Other relevant entity-specific events such as changes in management, key personnel, strategy, or customers; contemplation of bankruptcy; or litigation;
- Events affecting a reporting unit such as a change in the composition or carrying amount of its net assets, a more-likely-than-not expectation of selling or disposing all, or a portion, of a reporting unit, the testing for recoverability of a significant asset group within a reporting unit, or recognition of a goodwill impairment loss in the financial statements of a subsidiary that is a component of a reporting unit; and,
- If applicable, a sustained decrease in share price (considered in both absolute terms and relative to peers).

In performing goodwill impairment testing, we are able to review qualitative factors in accordance with ASU 2011-08 to determine if it is more likely than not that the fair value is less than the carrying value. If it is assessed that the fair value is more likely than not less than the carrying value, we then determine the fair value of each reporting unit using a weighted combination of a market-based approach and a discounted cash flow (DCF) approach. The market-based approach relies on values based on market multiples derived from comparable public companies. In applying the DCF approach, management forecasts cash flows over the remaining useful life of its primary asset using assumptions of current economic conditions and future expectations of earnings. This analysis requires the exercise of significant judgment, including judgments about appropriate discount rates based on the assessment of risks inherent in the amount and timing of projected future cash flows. The derived discount rate may fluctuate from period to period as it is based on external market conditions. All of these assumptions are critical to the estimate and can change from period to period. Updates to these assumptions in future periods, particularly changes in discount rates, could result in different results of goodwill impairment tests. See [Note 8 - Goodwill](#) in the notes to the consolidated financial statements for additional disclosures related to our goodwill.

### ***Valuation of Long-lived Assets***

Long-lived assets consist primarily of property, plant, and equipment and intangible assets. Because most of our long-lived assets are subject to amortization, we review these assets for impairment in accordance with the provisions of ASC 360, *Property, Plant, and Equipment*. We review long-lived assets for impairment whenever events or changes in circumstances indicate that its carrying amount may not be recoverable. Our impairment testing of long-lived assets consists of determining whether the carrying amount of the long-lived asset (asset group) is recoverable, in other words, whether the sum of the future undiscounted cash flows expected to result from the use and eventual disposition of the asset (asset group) exceeds its carrying amount. The determination of the existence of impairment involves judgments that are subjective in nature and may require the use of estimates in forecasting future results and cash flows related to an asset or group of assets. In making this determination, we use certain assumptions, including estimates of future cash flows expected to be generated by these assets, which are based on additional assumptions such as asset utilization, the length of service that assets will be used in our operations, and estimated salvage values. See [Note 7 - Property, Plant, and Equipment](#), net and [Note 9 - Intangible Assets](#) in the notes to the consolidated financial statements for additional disclosures related to our long-lived assets.

### ***Revenue Recognition***

Revenue is recognized upon shipment, provided persuasive evidence of a contract exists, the price is fixed, the product meets our customer's specifications, title and ownership have transferred to the customer, and there is reasonable assurance of collection of the sales proceeds. The majority of our products have shipping terms that are free on board or free carrier alongside (FCA) shipping point, which means that we fulfill our delivery obligation when the goods are handed over to the freight carrier at our shipping dock. This means the buyer typically bears all costs and risks of loss or damage to the goods from that point. In certain cases, we ship our products cost insurance and freight. Under this arrangement, revenue is recognized under FCA shipping point terms, but we pay (and invoice the customer) for the cost of shipping and insurance to the customer's designated location. We account for shipping and related transportation costs by recording the charges that are invoiced to customers as revenue, with the corresponding cost recorded as cost of revenue. In those instances where inventory is maintained at a consigned location, revenue is recognized only when our customer pulls product for use and after title and ownership has transferred to the customer. Revenue from time and material contracts is recognized at contractual rates as labor hours and direct expenses are incurred. Any warranty cost and remaining obligations that are inconsequential or perfunctory are accrued when the corresponding revenue is recognized.

*Distributors.* We use a number of distributors around the world and recognize revenue upon shipment of product to these distributors. Title and risk of loss pass to the distributors upon shipment, and our distributors are contractually obligated to pay us on standard commercial terms, just like our other direct customers. We do not sell to our distributors on consignment and, except in the event of product discontinuance, do not give distributors a right of return.

*Solar Panel Contracts.* Pursuant to ASC 605-35, *Revenue Recognition - Construction-Type and Production*, we record revenue on long-term solar panel contracts using either the percentage-of-completion method or the completed contract method. In general, the performance of these types of contracts involves the design, development, and manufacture of complex aerospace or electronic equipment to our customer's specifications. The percentage-of-completion method is used in circumstances in which all the following conditions exist:

- the contract includes enforceable rights regarding goods or services to be provided to the customer, the consideration to be exchanged, and the manner and terms of settlement;
- both the Company and the customer are expected to satisfy all of the contractual obligations; and,
- reasonably reliable estimates of total revenue, total cost, and the progress towards completion can be made.

The percentage-of-completion method recognizes estimates for contract revenue and costs in progress as work on the contract continues. Estimates are revised as additional information becomes available. If estimates of costs to complete a contract indicate a loss, a provision is made at that time for the total loss anticipated on the contract.

We use the completed contract method if reasonably dependable estimates cannot be made or for which inherent hazards make estimates doubtful. Under the completed contract method, contract revenue and costs in progress are deferred as work on the contract continues. If a loss becomes evident on the contract, a provision is made at that time for the total loss anticipated on the contract. Total contract revenue and related costs are recognized upon the completion of the contract.

*Government Research and Development Contracts.* Revenue from research and development contracts represents reimbursement by various U.S. government entities, or their contractors, to aid in the development of new technology. The applicable contracts generally provide that we may elect to retain ownership of inventions made in performing the work, subject to a non-exclusive license retained by the U.S. government to practice the inventions for governmental purposes. The research and development contract funding may be based on a cost-plus, cost reimbursement, or a firm fixed price arrangement. The amount of funding under each research and development contract is determined based on cost estimates that include both direct and indirect costs. Cost-plus funding is determined based on actual costs plus a set margin. As we incur costs under cost reimbursement type contracts, revenue is recorded. Contract costs include material, labor, special tooling and test equipment, subcontracting costs, as well as an allocation of indirect costs. A research and development contract is considered complete when all significant costs have been incurred, milestones have been reached, and any reporting obligations to the customer have been met. These contracts may be modified or terminated at the convenience of the U.S. government and may be subject to governmental budgetary fluctuations.

We also participate in cost-sharing research and development arrangements. Under such arrangements in which the actual costs of performance are split between the U.S. government and us on a best efforts basis, no revenue is recorded and our research and development expense is reduced for the amount of the cost-sharing receipts.

*Multiple-Element Arrangements.* Contracts with our customers usually relate to either the delivery of product or the completion of technology or engineering research and development contracts. In a very limited number of cases, a research contract may involve the creation and delivery of a customer-designed product sample based upon the research and development efforts completed. Pursuant to ASC 605-25-25-5, *Revenue Recognition - Multiple-Element Arrangements*, we have concluded that product revenue should not be considered a unit of accounting separate from the service revenue for these types of research contracts.

*Contract Manufacturers.* In our Fiber Optics segment, prior to certain customers accepting product that is manufactured at one of our contract manufacturers, these customers require that they first qualify the product and manufacturing processes at our contract manufacturer. The customers' qualification process determines whether the product manufactured at our contract manufacturer achieves their quality, performance, and reliability standards. After a customer completes the initial qualification process, we receive approval to ship qualified product to that customer. As part of the manufacturing process at our contract manufacturers, the finished product is tested prior to shipment to the customer using the same criteria that our customer uses to test product it receives. Revenue is recognized upon shipment of customer-qualified product, provided persuasive evidence of a contract exists, the price is fixed, the product meets our customer's specifications, title and ownership have transferred to the customer, and there is reasonable assurance of collection of the sales proceeds.

### **Product Warranty Reserves**

We provide our customers with limited rights of return for non-conforming shipments and warranty claims for certain products. Pursuant to ASC 450, *Contingencies*, we make estimates of product warranty expense using historical experience rates as a percentage of revenue and/or costs of revenue and accrue estimated warranty expense as a cost of revenue. We estimate the costs of our warranty obligations based on historical experience of known product failure rates and anticipated rates if warranty claims, use of materials to repair or replace defective products, and service delivery costs incurred in correcting product issues. In addition, from time to time, specific warranty accruals may be made if unforeseen technical problems arise. Should our actual experience relative to these factors differ from our estimates, we may be required to record additional warranty reserves. Alternatively, if we provide more reserves than needed, we may reverse a portion of such provisions in future periods. See [Note 10 - Accrued Expenses and Other Current Liabilities](#) in the notes to the consolidated financial statements for additional disclosures related to our product warranty reserves.

### **Stock-Based Compensation**

Stock-based compensation expense is measured at the stock option grant date, based on the fair value of the award, and is recorded to cost of sales, sales, general, and administrative, and research and development expense based on an employee's responsibility and function over the requisite service period. We use the Black-Scholes option-pricing model and the straight-line attribution approach to determine the fair value of stock-based awards in accordance with ASC 718, *Compensation*. This option-pricing model requires the input of subjective assumptions, including the option's expected life, the price volatility of the underlying stock, and expected forfeitures. Expected term represents the period that stock-based awards are expected to be outstanding and is determined based on historical experience of similar awards, giving consideration to the contractual terms of the stock-based awards, vesting schedules and expectations of future employee behavior as influenced by changes to the terms of its stock-based awards. The expected stock price volatility is based on our historical stock prices. We are required to estimate forfeitures at the time of grant and revise those estimates in subsequent periods if actual forfeitures differ from those estimates. We use historical data to estimate pre-vesting option forfeitures and record stock-based compensation expense only for those awards that are expected to vest. If we use different assumptions for estimating stock-based compensation expense in future periods or if actual forfeitures differ materially from our estimated forfeitures, the change in our non-cash stock-based compensation expense could adversely affect our results of operations. See [Note 15 - Equity](#) in the notes to the consolidated financial statements for additional disclosures related to our stock-based compensation.

### **Litigation Contingencies**

We are subject to various legal proceedings, claims, and litigation, either asserted or unasserted that arise in the ordinary course of business. While the outcome of these matters is currently not determinable, we do not expect the resolution of these matters will have a material adverse effect on our business, financial position, results of operations, or cash flows. However, the results of these matters cannot be predicted with certainty. Professional legal fees are expensed when incurred. We accrue for contingent losses when such losses are probable and reasonably estimable. In the event that estimates or assumptions prove to differ from actual results, adjustments are made in subsequent periods to reflect more current information. Should we fail to prevail in any legal matter or should several legal matters be resolved against the Company in the same reporting period, then the financial results of that particular reporting period could be materially affected. See [Note 14 - Commitments and Contingencies](#) in the notes to our consolidated financial statements for disclosures related to our legal proceedings.

### **Warrant Valuation**

As of September 30, 2013 and 2012, warrants representing 400,001 and 750,011 shares, respectively, of our common stock were outstanding. All of our warrants are classified as a liability since the warrants meet the classification requirements for liability accounting pursuant to ASC 815, *Derivatives and Hedging*. Each quarter, we expect an impact on our statement of operations when we record the change in fair value of our outstanding warrants using the Monte Carlo option valuation model. The Monte Carlo option valuation model is used since it allows the valuation of each warrant to factor in the value associated with our right to affect a mandatory exercise of each warrant. The valuation model requires the input of highly subjective assumptions, including the warrant's expected life and the price volatility of the underlying stock. The change in the fair value of the warrants is primarily due to the change in the closing price of our common stock. See [Note 4 - Fair Value Accounting](#) in the notes to the consolidated financial statements for additional disclosures related to our valuation of our outstanding warrants.

***Asset Retirement Obligations***

Pursuant to ASC 410, *Asset Retirement and Environmental Obligations*, an asset retirement obligation is recorded when there is a legal obligation associated with the retirement of a tangible long-lived asset and the fair value of the liability can reasonably be estimated. Upon initial recognition of an asset retirement obligation, a company increases the carrying amount of the long-lived asset by the same amount as the liability. Over time, the liabilities are accreted for the change in their present value through charges to operations costs. The initial capitalized costs are depleted over the useful lives of the related assets through charges to depreciation, depletion, and/or amortization. If the fair value of the estimated asset retirement obligation changes, an adjustment is recorded to both the asset retirement obligation and the asset retirement cost. Revisions in estimated liabilities can result from revisions of estimated inflation rates, escalating retirement costs, and changes in the estimated timing of settling asset retirement obligations.

We have known conditional asset retirement conditions, such as certain asset decommissioning and restoration of rented facilities to be performed in the future. During the three months ended September 30, 2011, we completed a review of our asset retirement and environmental obligations and we recorded an asset retirement obligation with an offset to fixed assets totaling \$4.8 million. The balance of the asset retirement obligation as of September 30, 2013 is \$5.1 million. See [Note 14 - Commitments and Contingencies](#) in the notes to the consolidated financial statements for additional disclosures related to our asset retirement obligations.

***Insurance Recoveries***

Insurance recoveries related to impairment losses previously recorded and other recoverable expenses will be recognized up to the amount of our related loss or expense in the period that recoveries become realizable. Insurance recoveries under business interruption coverage and insurance gains in excess of amounts previously written off related to impaired inventory and equipment or in excess of other recoverable expenses previously recognized will be recognized when they become realizable and all contingencies have been resolved. The evaluation of insurance recoveries requires estimates and judgments about future results which affect reported amounts and certain disclosures. Actual results could differ from those estimates. As of September 30, 2013 and 2012, we have not recorded any estimated amounts relating to potential future insurance recoveries in our consolidated statement of operations.

\*\*\*

The above listing is not intended to be a comprehensive list of all of our accounting policies. In many cases, U.S. GAAP specifically dictates the accounting treatment of a particular transaction. There are also areas in which management's judgment in selecting any available alternative would not produce a materially different result. For a complete discussion of our accounting policies, recently adopted accounting pronouncements, and other required U.S. GAAP disclosures, we refer you to the accompanying footnotes to our consolidated financial statements in this Annual Report.



**Results of Operations**

The following table sets forth our consolidated statements of operations data expressed as a percentage of revenue.

	For the Fiscal Years Ended September 30,		
	2013	2012	2011
Revenue	100.0 %	100.0 %	100.0 %
Cost of revenue	83.2	89.1	78.7
Gross profit	16.8	10.9	21.3
Operating expense (income):			
Selling, general, and administrative	16.3	21.3	17.7
Research and development	11.9	13.6	16.4
Impairment	—	0.9	4.0
Litigation settlements, net	—	0.6	(0.6)
Flood-related loss	—	3.4	—
Flood-related insurance proceeds	(11.3)	(5.5)	—
Gain on sale of assets	(0.2)	(1.7)	—
Total operating expense	16.7	32.6	37.5
Operating income (loss)	0.1	(21.7)	(16.2)
Other income (expense):			
Interest expense, net	(0.5)	(0.4)	(0.3)
Foreign exchange gain	0.2	—	0.4
Loss from equity method investment	—	(0.8)	(0.9)
Gain on sale of equity method investment	2.9	—	—
Change in fair value of financial instruments	0.3	—	—
Other expense	—	—	—
Total other income (expense)	2.9	(1.2)	(0.8)
Income (loss) before income tax expense	3.0	(22.9)	(17.0)
Income tax expense	(0.1)	(1.0)	—
Net income (loss)	3.0 %	(23.9)%	(17.0)%

**Comparison of financial results:****Revenue:**

<i>(in thousands, except percentages)</i>	For the Fiscal Years Ended			Fiscal 2013 vs Fiscal 2012		Fiscal 2012 vs Fiscal 2011	
	September 30,						
	2013	2012	2011	\$ Change	% Change	\$ Change	% Change
Fiber Optics revenue	\$ 96,977	\$ 96,153	\$ 125,659	\$ 824	0.9%	\$ (29,506)	(23.5)%
Photovoltaics revenue	71,170	67,628	75,269	3,542	5.2%	(7,641)	(10.2)%
Total revenue	\$ 168,147	\$ 163,781	\$ 200,928	\$ 4,366	2.7%	\$ (37,147)	(18.5)%

**Fiber Optics Revenue:**

Our Fiber Optics reporting segment provides optical components, subsystems, and systems for high-speed telecommunications, cable television (CATV), and fiber-to-the-premise (FTTP) networks, as well as products for satellite communications, video transport, and specialty photonics technologies for defense and homeland security applications. Our Fiber Optics segment is broken out into two distinct product lines:

- Broadband products, which includes cable television products, fiber-to-the-premises products, satellite communication products, video transport products, and defense and homeland security products; and,
- Digital products, which include telecom optical products.

**Broadband product revenue:**

- For the fiscal year ended September 30, 2013, revenue from broadband products increased 2% from the prior year which was primarily driven by increased unit shipments of our CATV-related products primarily due to the impact of the Thailand flood in 2011 that adversely impacted our revenues in 2012. Sales of our CATV products, which include our quadrature amplitude modulation (QAM) transmitters and receivers, represent the second largest percentage of our total fiber optics-related revenue.
- For the fiscal year ended September 30, 2012, revenue from broadband products decreased 27% from the prior year which was primarily driven by decreased unit shipments of our CATV-related products due to the impact of the Thailand flood.

**Digital product revenue:**

- For the fiscal year ended September 30, 2013, revenue from digital products decreased 1% from the prior year which was primarily due to the sale of our enterprise digital product lines in 2012. Our telecom optical-related product line, which includes tunable XFP, and integrated tunable laser assemblies (ITLAs), represent the largest percentage of our total fiber optics-related revenue.
- Fiscal 2012 revenue from digital products decreased 32% from the prior year which was primarily due to the impact of the Thailand flood on the telecom product lines. Our enterprise digital product lines were sold to SEI in May 2012.

Our Fiber Optics segment accounted for 58%, 59% and 63% of our consolidated revenue for the fiscal years ended September 30, 2013, 2012 and 2011, respectively.

**Photovoltaics Revenue:**

Our Photovoltaics reporting segment provides products for both space and terrestrial solar power applications. For space solar power applications, we offer high-efficiency multi-junction solar cells, covered interconnect cells (CICs), and complete satellite solar panels. For terrestrial power applications, we offer high-efficiency multi-junction solar cells for concentrating photovoltaic (CPV) power systems.

For the fiscal year ended September 30, 2013, revenue from photovoltaics increased approximately 5% from the prior year primarily due to higher revenues from our space and terrestrial cell products. Sales of our satellite solar cells, CICs and panel products represent the largest percentage of our total photovoltaics-related revenue. Historically, our Photovoltaics revenue has fluctuated significantly due to the timing of program completions and product shipments of major orders.

For the fiscal year ended September 30, 2012, revenue from satellite applications decreased approximately 9% from the prior year. The decrease was primarily driven by lower volume sales of space solar cell CIC products. Sales of our satellite solar cells, CICs and panel products represent the largest percentage of our total photovoltaics-related revenue. Revenue from our terrestrial-related products was not significant as a percentage of total photovoltaics-related revenue.

Our Photovoltaics segment accounted for 42%, 41% and 37% of our consolidated revenue for the fiscal years ended September 30, 2013, 2012 and 2011, respectively.

**Gross Profit:**

<i>(in thousands, except percentages)</i>	For the Fiscal Years Ended			Fiscal 2013 vs Fiscal 2012		Fiscal 2012 vs Fiscal 2011	
	September 30,			<u>\$ Change</u>	<u>% Change</u>	<u>\$ Change</u>	<u>% Change</u>
	<u>2013</u>	<u>2012</u>	<u>2011</u>				
Fiber Optics gross profit	\$ 9,835	\$ 4,322	\$ 23,221	\$ 5,513	127.6%	\$ (18,899)	(81.4)%
Photovoltaics gross profit	18,363	13,504	19,542	4,859	36.0%	(6,038)	(30.9)%
Total gross profit	\$ 28,198	\$ 17,826	\$ 42,763	\$ 10,372	58.2%	\$ (24,937)	(58.3)%

Our cost of revenue consists of raw materials, compensation expense including non-cash stock-based compensation expense, depreciation expense and other manufacturing overhead costs, expenses associated with excess and obsolete inventories, and product warranty costs. Historically, our cost of revenue, as a percentage of revenue, has fluctuated largely due to inventory and specific product warranty charges. Our gross margins are also affected by product mix, manufacturing yields and volumes, and timing related to the completion of long-term contracts. During the fiscal year ended September 30, 2013, we increased our product warranty reserves due to a specific customer warranty claim and settlement of another specific customer warranty claim.

Consolidated gross margins were 16.8%, 10.9% and 21.3% for the fiscal years ended September 30, 2013, 2012 and 2011, respectively.

Stock-based compensation expense within cost of revenue totaled approximately \$1.1 million, \$1.6 million and \$1.4 million during the fiscal years ended September 30, 2013, 2012 and 2011, respectively.

**Fiber Optics Gross Profit:**

Fiber Optics gross margin was 10.1%, 4.5% and 18.5% during the fiscal years ended September 30, 2013, 2012 and 2011, respectively.

Inventory excess and obsolescence expense totaled approximately \$1.9 million, \$5.7 million and \$4.2 million during the fiscal years ended September 30, 2013, 2012 and 2011, respectively. The inventory excess and obsolescence expense for the fiscal year ended September 30, 2013 was primarily related to our digital product lines.

[Table of Contents](#)

For the fiscal year ended September 30, 2013, gross margins increased from both our broadband and digital product lines when compared to the prior year. The increase in gross margins is primarily due to lower costs incurred in the current fiscal year from lower excess and obsolescence expenses and lower costs in the manufacturing of our products as more of our products were produced in lower cost areas.

For the fiscal year ended September 30, 2012, gross margins decreased from both our broadband and digital product lines when compared to the prior year. During the period, lower revenues due to the impact from the Thailand Flood resulted in higher manufacturing overhead as a percentage of revenue. Manufacturing of certain fiber optics-related components was moved to Company-owned facilities which involved higher labor and other related costs.

Instead of completely rebuilding all flood-damaged manufacturing lines in Thailand, management decided to realign the Company's fiber optics product portfolio and focus on business areas with strong technology differentiation and growth opportunities. Management identified certain inventory on order related to manufacturing product lines destroyed by the Thailand flood and were not replaced. This expense, which totaled \$1.6 million for the fiscal year ended September 30, 2012, was recorded within cost of revenue on our statement of operations and comprehensive loss.

Photovoltaics Gross Profit:

Photovoltaics gross margin was 25.8%, 20.0% and 26.0% for the fiscal years ended September 30, 2013, 2012 and 2011 respectively.

For the fiscal year ended September 30, 2013, the increase in gross margin compared to the prior year is primarily due to higher revenues and the elimination of lower margin terrestrial system product lines that were sold to Suncore in September 2012.

For the fiscal year ended September 30, 2012, gross margins decreased from our satellite application product lines when compared to the prior year primarily due to lower revenues with unfavorable product mix changes, as well as lower manufacturing yields.

**Selling, General and Administrative (SG&A):**

<i>(in thousands, except percentages)</i>	<b>For the Fiscal Years Ended</b>			<b>Fiscal 2013 vs Fiscal 2012</b>		<b>Fiscal 2012 vs Fiscal 2011</b>	
	<b>September 30,</b>			<b>\$ Change</b>	<b>% Change</b>	<b>\$ Change</b>	<b>% Change</b>
	<b>2013</b>	<b>2012</b>	<b>2011</b>				
SG&A expense	\$ 27,419	\$ 34,861	\$ 35,582	\$ (7,442)	(21.3)%	\$ (721)	(2.0)%

SG&A consists primarily of compensation expense including non-cash stock-based compensation expense related to executive, finance, and human resources personnel, as well as sales and marketing expenses, professional fees, amortization expense on intangible assets, legal and patent-related costs, and other corporate-related expenses.

Stock-based compensation expense within SG&A totaled approximately \$1.8 million, \$3.9 million and \$3.9 million during the fiscal years ended September 30, 2013, 2012 and 2011, respectively.

The decrease in SG&A expense for the fiscal year ended September 30, 2013 when compared to the prior year was attributable to cost reduction measures implemented which include lower compensation related expenses, the sale of our vertical cavity surface emitting lasers (VCSEL)-based and enterprise-related product lines in May 2012 and the sale of the terrestrial system product lines in September 2012.

The decrease in SG&A expense for the fiscal year ended September 30, 2012 when compared to the prior year was attributable to the cost reduction measure implemented which included a reduction of discretionary spending on staffing and infrastructure and due to the sale of our vertical cavity surface emitting lasers (VCSEL)-based and enterprise-related product lines in May 2012.

As a percentage of revenue, SG&A expenses were 16.3%, 21.3% and 17.7% for the fiscal years ended September 30, 2013, 2012 and 2011, respectively.

**Research and Development (R&D):**

<i>(in thousands, except percentages)</i>	For the Fiscal Years Ended			Fiscal 2013 vs Fiscal 2012		Fiscal 2012 vs Fiscal 2011	
	September 30,			<u>\$ Change</u>	<u>% Change</u>	<u>\$ Change</u>	<u>% Change</u>
	<u>2013</u>	<u>2012</u>	<u>2011</u>				
R&D expense	\$ 19,972	\$ 22,338	\$ 32,853	\$ (2,366)	(10.6)%	\$ (10,515)	(32.0)%

R&D consists primarily of compensation expense including non-cash stock-based compensation expense, as well as engineering and prototype costs, depreciation expense, and other overhead expenses, as they related to the design, development, and testing of our products. Our R&D costs are expensed as incurred. We believe that in order to remain competitive, we must invest significant financial resources in developing new product features and enhancements and in maintaining customer satisfaction worldwide.

Stock-based compensation expense within R&D totaled \$1.3 million, \$2.3 million and \$2.1 million during the fiscal years ended September 30, 2013, 2012 and 2011, respectively.

The decrease in R&D expense for the fiscal year ended September 30, 2013 when compared to the prior year was due to the sale of our vertical cavity surface emitting lasers (VCSEL)-based and enterprise-related product lines in May 2012 and the sale of the terrestrial system product lines in September 2012.

The decrease in R&D expense for the fiscal year ended September 30, 2012 when compared to the prior year was attributable to cost reduction measures discussed above, as well as lower expense incurred related to our development of our TXFP transceiver when compared to the prior year, and due to the sale of our (VCSEL)-based and enterprise-related product lines in May 2012. In August 2011, we signed a solar rooftop CPV development agreement with our Suncore joint venture pursuant to which we collaborated on the development and application of the current 500X and next-generation 1000X rooftop CPV systems. With the sale of the product lines to Suncore in September 2012, we no longer collaborated on these efforts. During the fiscal year ended September 30, 2012, we billed Suncore approximately \$1.0 million for research and developments costs incurred.

As a percentage of revenue, R&D expenses were 11.9%, 13.6% and 16.4% for the fiscal years ended September 30, 2013, 2012 and 2011, respectively.

**Other Operating Expense (Income):**

<i>(in thousands, except percentages)</i>	For the Fiscal Years Ended			Fiscal 2013 vs Fiscal 2012		Fiscal 2012 vs Fiscal 2011	
	September 30,			<u>\$ Change</u>	<u>% Change</u>	<u>\$ Change</u>	<u>% Change</u>
	<u>2013</u>	<u>2012</u>	<u>2011</u>				
Impairment	\$ —	\$ 1,425	\$ 8,000	\$ (1,425)	(100.0)%	\$ (6,575)	(82.2)%
Litigation settlements, net	\$ —	\$ 1,050	\$ (1,145)	\$ (1,050)	(100.0)%	\$ 2,195	191.7%
Flood-related loss	\$ —	\$ 5,519	\$ —	\$ (5,519)	(100.0)%	\$ 5,519	N/A
Flood-related insurance proceeds	\$ (19,000)	\$ (9,000)	\$ —	\$ 10,000	111.1%	\$ (9,000)	N/A
Gain on sale of assets	\$ (413)	\$ (2,742)	\$ —	\$ (2,329)	(84.9)%	\$ (2,742)	N/A

**Impairment:**

As of June 30, 2012, we performed an evaluation of an asset group within our Photovoltaics segment for impairment of long-lived assets. The impairment test was triggered by a determination that it was more likely than not those assets would be sold or otherwise disposed of before the end of their previously estimated useful lives. As a result of the evaluation, we determined that impairment existed and a charge of \$1.4 million was recorded to write down the long-lived assets to an estimated fair value. Of the total impairment charge, \$1.1 million related to equipment and \$0.3 million related to intangible assets.

[Table of Contents](#)

As of September 30, 2011, we performed an impairment test of long-lived assets associated with our digital fiber optics product lines. The impairment test was triggered by a change in long-term financial and cash flow forecasts. The changes in financial and cash forecasts were not a result of the flooding in Thailand. The financial impact from this natural disaster was considered a fiscal year 2012 event. As a result of our evaluation we determined that impairment existed and a charge of \$8.0 million was recorded to write down long-lived assets to an estimated fair value which was determined using both the guideline public company valuation method and the discounted cash flow method. See [Note 9 - Intangible Assets](#) in the notes to the consolidated financial statements for additional information related to this impairment charge.

Litigation Settlements, net:

In May 2012, we reached a confidential settlement regarding certain litigation in exchange for a release of all related claims. The settlement resulted in a charge of \$1.0 million in our statement of operations and comprehensive loss and was paid during the three months ended June 30, 2012.

In March 2011, we received a cash payment of approximately \$2.6 million in satisfaction of a judgment for damages, net of legal fees which were incurred on a contingency basis, associated with a lawsuit against Optium Corporation, currently part of Finisar Corporation, for patent infringement of certain patents related to our Fiber Optics segment. In June 2011, we recorded \$1.5 million for legal settlements considered probable, which was later settled in September 2011 and paid in October 2011 for the amount accrued.

Flood-related Loss:

During the fiscal year 2012, we recorded estimated flood-related losses associated with damaged inventory and equipment of approximately \$3.7 million and \$1.8 million, respectively.

Flood-related Insurance Proceeds:

During the fiscal year ended September 30, 2013, we received flood-related insurance proceeds of \$19.0 million in the form of cash of \$8.2 million, forgiveness of \$5.6 million of outstanding capital lease obligations and \$5.2 million of outstanding payables from our contract manufacturer. Flood-related insurance proceeds related to inventory and equipment destroyed by the Thailand flood are recognized when they become realized. We were not a named beneficiary of our contract manufacturer's insurance policy. No additional business interruption insurance proceeds associated with this event are anticipated. See [Note 11 - Impact from Thailand Flood](#) in the notes to the consolidated financial statements for additional disclosures related to the impact of the Thailand flood on our operations.

We claimed damages and received proceeds of \$5.0 million under our own comprehensive insurance policy relating to business interruption and we recorded this amount as flood-related insurance proceeds during the three months ended December 31, 2011. In September 2012, we received flood recoveries of \$4.0 million from our contract manufacturer.

**Operating Income (Loss):**

<i>(in thousands, except percentages)</i>	<b>For the Fiscal Years Ended</b>			<b>Fiscal 2013 vs Fiscal 2012</b>		<b>Fiscal 2012 vs Fiscal 2011</b>	
	<b>September 30,</b>			<b>\$ Change</b>	<b>% Change</b>	<b>\$ Change</b>	<b>% Change</b>
	<b>2013</b>	<b>2012</b>	<b>2011</b>				
Fiber Optics operating loss	\$ (8,382)	\$ (26,684)	\$ (30,276)	\$ 18,302	68.6%	\$ 3,592	11.9%
Photovoltaics operating income (loss)	8,602	(8,941)	(2,251)	17,543	196.2%	(6,690)	(297.2)%
Total operating income (loss)	\$ 220	\$ (35,625)	\$ (32,527)	\$ 35,845	100.6%	\$ (3,098)	(9.5)%

Income (loss) from operations represents revenue less the cost of revenue and direct operating expenses incurred within the operating segments as well as allocated expenses such as shared service departments and gains on sale of unconsolidated affiliates. Income (loss) from operations is a measure of profit and loss that executive management uses to assess performance and make decisions. As a percentage of revenue, our operating income (loss) was 0.1%, (21.7)%, and (16.2)% for the fiscal years ended September 30, 2013, 2012 and 2011, respectively.

Included in our operating income for the fiscal year ended September 30, 2013 were \$1.8 million of New Mexico incentive tax credits received. The amount received was allocated to cost of goods sold, selling, general and administrative and research and development expense primarily based on the number of employees allocated to the related departments. There were no significant incentive tax credits received during the fiscal years ended September 30, 2012 and 2011.

**Other Income (Expense):**

	<i>(in thousands, except percentages)</i>			<b>For the Fiscal Years Ended</b>		<b>Fiscal 2013 vs Fiscal 2012</b>		<b>Fiscal 2012 vs Fiscal 2011</b>	
	<b>September 30,</b>								
	<b>2013</b>	<b>2012</b>	<b>2011</b>	<b>\$ Change</b>	<b>% Change</b>	<b>\$ Change</b>	<b>% Change</b>		
Interest expense, net	\$ (800)	\$ (677)	\$ (640)	\$ (123)	(18.2)%	(37)	(5.8)%		
Foreign exchange gain	356	45	735	311	691.1%	(690)	(93.9)%		
Loss from equity method investment	—	(1,201)	(1,842)	1,201	100.0%	641	34.8%		
Gain on sale of equity method investment	4,800	—	—	4,800	N/A	—	—%		
Change in fair value of financial instruments	515	(69)	70	584	846.4%	(139)	(198.6)%		
Other income (expense)	17	—	(15)	17	N/A	15	100.0%		
<b>Total other income (expense)</b>	<b>\$ 4,888</b>	<b>\$ (1,902)</b>	<b>\$ (1,692)</b>	<b>\$ 6,790</b>	<b>357.0%</b>	<b>\$ (210)</b>	<b>(12.4)%</b>		

**Foreign Exchange**

We recognize gains and losses due to the effect of exchange rate changes on foreign currency primarily due to our operations in Spain, the Netherlands, and in China. The assets and liabilities of our foreign operations are translated from their respective functional currencies into U.S. dollars at the rates in effect at the consolidated balance sheet dates, and the revenue and expense amounts are translated at the average rate during the applicable periods reflected on the consolidated statements of operations and comprehensive loss. Foreign currency translation adjustments are recorded as accumulated other comprehensive income. Gains and losses from foreign currency transactions denominated in currencies other than the U.S. dollar, both realized and unrealized, are recorded as foreign exchange gain (loss) on our consolidated statements of operations and comprehensive loss. A majority of the gain or losses recorded relates to the change in value of the euro and yuan renminbi relative to the U.S. dollar.

**Loss from Equity Method Investment**

We entered into a joint venture agreement in fiscal 2010 with San'an Optoelectronics Co., Ltd. (San'an) for the purpose of engaging in the development, manufacturing, and distribution of CPV receivers, modules, and systems for terrestrial solar power applications under a technology license from us. The joint venture, Suncore Photovoltaic Technology Co., Ltd. (Suncore) was established in January 2011. We accounted for our investment in Suncore using the equity method of accounting. Pursuant to the joint venture agreement, San'an and EMCORE shared the profits, losses, and risks of Suncore in proportion to and, in the event of losses, to the extent of their respective contributions to the registered capital of Suncore. In June 2013, we entered into an agreement to transfer our 40% registered ownership interest in Suncore to San'an Optoelectronics for a purchase price of \$4.8 million. Following the completion of the transfer of our registered ownership interest in the fourth quarter of fiscal 2013, San'an owned 100% of the equity interest in Suncore. Pursuant to ASC 323-10, *Investments—Equity Method and Joint Ventures – Overall*, we stopped recording our proportionate share of Suncore's loss after our investment declined to a zero value since we had no obligation or intent to fund the deficit balance. In June 2013, we entered into an agreement to transfer our 40% registered ownership interest in Suncore to San'an Optoelectronics for a purchase price of \$4.8 million. See [Note 17- Suncore Joint Venture](#) in the notes to the consolidated financial statements for additional information related to our Suncore joint venture.

**Gain on Sale of Equity Method Investment**

In June 2013, we entered into an agreement to transfer our 40% registered ownership interest in Suncore to San'an Optoelectronics for a purchase price of \$4.8 million. The payment for the purchase price was made upon the completion of the share transfer, which occurred during the fourth quarter of fiscal 2013. In addition, upon completion of the transfer of our registered ownership interest, the Company recognized \$3.3 million of deferred revenue from Suncore included in the financial statements as of June 30, 2013, as well as the resulting gain of \$4.8 million on our registered ownership interest in the fourth quarter of fiscal year 2013.

Change in Fair Value of Financial Instruments

As of September 30, 2013 and September 30, 2012, warrants representing the right to purchase 400,001 and 750,011 shares, respectively, of our common stock were outstanding.

All of our warrants meet the classification requirements for liability accounting pursuant to ASC 815, *Derivatives and Hedging*. Each quarter, we expect an impact on our statement of operations and comprehensive loss when we record the change in fair value of our outstanding warrants using the Monte Carlo option valuation model. The Monte Carlo option valuation model is used since it allows the valuation of each warrant to factor in the value associated with our right to affect a mandatory exercise of each warrant. The valuation model requires the input of highly subjective assumptions, including the warrant's expected life and the price volatility of the underlying stock. The change in the fair value of our warrants has been primarily due to the change in the closing price of our common stock. See [Note 4 - Fair Value Accounting](#) in the notes to the consolidated financial statements for additional information related to our valuation of our outstanding warrants.

Income Tax Expense

During the fiscal year ended September 30, 2013, we recorded income tax expense of \$0.1 million primarily due to federal alternative minimum income tax and state income taxes. During the fiscal year ended September 30, 2013, we considered certain tax planning strategies available to the Company that resulted in a decrease in our estimated annual effective tax rate for the year ended September 30, 2013.

Foreign Income Tax Expense on Capital Distributions

During the fiscal year ended September 30, 2012, Suncore increased its registered capital by recording a deemed capital distribution of \$37.0 million which was distributed and reinvested in proportion to each entity's registered capital, of which San'an was allocated \$22.2 million and EMCORE was allocated \$14.8 million. During this same period, Suncore also recorded a cash dividend of approximately \$4.1 million in proportion to each entity's registered capital of which San'an received \$2.5 million and EMCORE received \$1.6 million. We recorded the cash dividend as a reduction in our investment in Suncore. We incurred foreign income tax of approximately \$1.6 million associated with these capital distributions which is presented in income tax expense on our statement of operations and comprehensive loss. EMCORE's cash dividend was equal to the foreign income tax expense incurred on these capital distributions. See [Note 17 - Suncore Joint Venture](#) in the notes to the consolidated financial statements for additional information related to our Suncore joint venture.

**Net Income (Loss):**

<i>(in thousands, except percentages)</i>	<b>For the Fiscal Years Ended September</b>						
	<b>30,</b>			<b>Fiscal 2013 vs Fiscal 2012</b>		<b>Fiscal 2012 vs Fiscal 2011</b>	
	<b>2013</b>	<b>2012</b>	<b>2011</b>	<b>\$ Change</b>	<b>% Change</b>	<b>\$ Change</b>	<b>% Change</b>
Net income (loss)	\$ 4,988	\$ (39,171)	\$ (34,219)	\$ 44,159	112.7%	\$ (4,952)	(14.5)%

Net income (loss) per basic and diluted share was \$0.19, \$(1.66) and \$(1.54) for the fiscal years ended September 30, 2013, 2012 and 2011, respectively.

**Order Backlog:**

As of September 30, 2013, order backlog for our Photovoltaics segment totaled \$57.1 million, an increase of 32% from \$43.3 million reported as of September 30, 2012. Order backlog is defined as purchase orders or supply agreements accepted by us and deferred revenue with expected product delivery and/or services to be performed within the next twelve months. From time to time, our customers may request that we delay shipment of certain orders and our order backlog could also be adversely affected if our customers unexpectedly cancel purchase orders that we have previously accepted.

Product sales from our Fiber Optics segment are made pursuant to purchase orders, often with short lead times. These orders are subject to revision or cancellation and often are made without deposits. Fiber optics products typically ship within the same quarter in which a purchase order is received; therefore, our order backlog at any particular date is not necessarily indicative of actual revenue or the level of orders for any succeeding period.



## **Liquidity and Capital Resources**

Historically, we have consumed cash from operations and incurred significant net losses. We have managed our liquidity position through a series of cost reduction initiatives, borrowings from our credit facility, capital markets transactions, and the sale of assets.

As of September 30, 2013, cash and cash equivalents totaled \$16.1 million and net working capital totaled approximately \$37.2 million. Working capital, calculated as current assets minus current liabilities, is a financial metric we use which represents available operating liquidity. For the fiscal year ended September 30, 2013, we had net income of \$5.0 million. Net cash used in operating activities for the fiscal year ended September 30, 2013 totaled \$22.1 million.

With respect to measures taken to improve liquidity:

- **Credit Facility:** On November 11, 2010, we entered into a Credit and Security Agreement (credit facility) with Wells Fargo Bank. The credit facility, as it has been amended through its five amendments, currently provides us with a revolving credit of up to \$35 million through November 2015 that can be used for working capital requirements, letters of credit, and other general corporate purposes. The credit facility is secured by the Company's assets and is subject to a borrowing base formula based on the Company's eligible accounts receivable, inventory, and machinery and equipment accounts.

Our credit facility contains customary representations and warranties, and affirmative and negative covenants, including, among other things, cash balance and excess availability requirements, and limitations on liens and certain additional indebtedness and guarantees, in addition to minimum tangible net worth, fixed charge coverage, and EBITDA covenants. The covenants are written such that as long as we maintain the minimum cash balance and excess availability requirement, the other covenants are not required to be met. As of September 30, 2013, we were in compliance with the financial covenants contained in the credit facility since cash on deposit and excess availability exceeded the \$2.5 million minimum financial covenant requirement.

Our credit facility also contains certain events of default, including a subjective acceleration clause. Under this clause, Wells Fargo may declare an event of default if it believes in good faith that our ability to pay all or any portion of our indebtedness with Wells Fargo or to perform any of our material obligations under the credit facility has been impaired, or if it believes in good faith that there has been a material adverse change in the business or financial condition of the Company. If an event of default is not cured within the grace period (if applicable), then Wells Fargo may, among other things, accelerate repayment of amounts borrowed under the credit facility, cease making advances under the credit facility, or take possession of the Company's assets that secure its obligations under the credit facility. We do not anticipate at this time any change in the business or financial condition of the Company that could be deemed a material adverse change by Wells Fargo.

The credit facility includes in the borrowing availability approximately \$4.5 million provided by machinery and equipment, which is reduced monthly by approximately \$91,000. The borrowing base also includes accounts which are not yet earned by the final rendition of services by the Company including progress billings and that portion of those accounts earned but not yet invoiced. The borrowing base for these accounts will be the lesser of (1) 60% of these accounts, or (2) \$5.0 million.

The credit facility established the Company's minimum cash balance and excess liquidity requirement at \$2.5 million until June 30, 2014, when it will increase by \$750,000 and thereafter on the first day of each quarter until it reaches \$5.0 million. If the minimum cash balance and excess liquidity requirement falls below the specified amounts, certain financial covenants are triggered which relate to minimum tangible net worth, minimum EBITDA amounts, fixed charge coverage and limitations on capital expenditures.

On August 26, 2013, we entered into a Fifth Amendment to the credit facility, which amended among other things the borrowing base of the credit facility, by adding certain real estate as collateral in the borrowing base calculation, pursuant to which Wells Fargo agrees, subject to the terms and conditions of the Fifth Amendment and the credit facility, to provide up to \$7.5 million in secured financing to the Company. This change to the borrowing base calculation was not implemented as of September 30, 2013 as not all conditions required had been completed. We expect the change in the borrowing base calculation to be effective by no later than December 31, 2013.

[Table of Contents](#)

As of September 30, 2013, we had a \$21.7 million LIBOR rate loan outstanding under our credit facility, with an interest rate of 3.3%. As of November 29, 2013, the outstanding balance under this credit facility totaled approximately \$1.7 million. As of September 30, 2013, the credit facility also had \$1.2 million reserved for four outstanding stand-by letters of credit, leaving a remaining \$2.2 million borrowing availability balance under this credit facility. We now expect at least 72% of the \$35.0 million credit facility to be available for use during fiscal year 2014.

- **Stock Sales:** During August 2012, we filed a shelf registration statement on Form S-3 with the SEC pursuant to which we may, from time to time, sell up to an aggregate of \$50 million of our common or preferred stock, warrants or debt securities. On August 23, 2012, the registration statement was declared effective by the SEC, which will allow us to access the capital markets for the three year period following this effective date. On October 3, 2012 we sold 1,832,410 shares of common stock for net proceeds of \$9.5 million. In addition, on September 18, 2013, we sold 2,875,000 shares of common stock for net proceeds of \$11.7 million. [See Note 15 - Equity](#) for additional disclosures related to the stock sale.

We believe that our existing balances of cash and cash equivalents and amounts expected to be available under our credit facility will provide us with sufficient financial resources to meet our cash requirements for operations, working capital, and capital expenditures for the next twelve months.

However, in the event of unforeseen circumstances, unfavorable market or economic developments, unfavorable results from operations, any failure to receive expected proceeds from insurance, material claims made under the indemnification provisions of our Master Purchase Agreement with SEI, or if Wells Fargo declares an event of default on the credit facility, we may have to raise additional funds or reduce expenditures by any one or a combination of the following: issuing equity, debt or convertible debt, selling certain product lines and/or portions of our business, furloughs, or reduction of discretionary spending. There can be no assurance that we will be able to raise additional funds on terms acceptable to us, or at all. A significant contraction in the capital markets, particularly in the technology sector, may make it difficult for us to raise additional capital if or when it is required, especially if we experience negative operating results. If adequate capital is not available to us as required, or is not available on favorable terms, our business, financial condition, results of operations, and cash flows may be adversely affected.

**Cash Flow:**

Net Cash Used In Operating Activities

<i>Operating Activities</i> <i>(in thousands, except percentages)</i>	For the Fiscal Years Ended September			Fiscal 2013 vs Fiscal 2012		Fiscal 2012 vs Fiscal 2011	
	2013	2012	2011	\$ Change	% Change	\$ Change	% Change
Net cash provided by (used in) operating activities	\$ (22,105)	\$ (15,002)	\$ (6,289)	\$ (7,103)	(47.3)%	\$ (8,713)	(138.5)%

Fiscal 2013:

Our operating activities consumed cash of \$22.1 million in fiscal 2013 primarily due to the changes in our current assets and liabilities (or working capital components) of \$21.2 million, non-cash insurance proceeds of \$16.1 million and the reclassification of the gain on sale of equity method investment of \$4.8 million to investing activities partially offset by our net income of \$5.0 million, depreciation, amortization and accretion expense of \$8.7 million, stock-based compensation expense of \$4.2 million and warranty provision of \$2.9 million. The change in our current assets and liabilities was primarily the result of a decrease in accounts payable of \$14.0 million, a decrease in accrued expenses and other current liabilities of \$9.6 million, and an increase in accounts receivable of \$5.0 million, partially offset by a decrease in inventory of \$2.0 million and other assets of \$5.4 million. The decrease in accounts payable is primarily a result of paying down balances that had increased in prior periods with the proceeds received in the current period from the issuance of common stock and the collection of other current assets.

Fiscal 2012:

Our operating activities consumed cash of \$15.0 million in fiscal 2012. Our net loss of \$39.2 million, which included an approximately \$2.7 million gain from the sale of assets and \$2.6 million of insurance proceeds on equipment was partially offset by flood-related losses of approximately \$5.5 million, depreciation, amortization, and accretion expense of \$9.4 million, stock-based compensation expense of approximately \$7.8 million, provision for losses on inventory purchase commitments of \$2.3 million, and losses from our Suncore joint venture totaling \$1.2 million. The change in our current assets and liabilities of \$1.8 million was primarily the result of an increase in accounts payable of approximately \$10.6 million and accrued expenses and other current liabilities of approximately \$6.6 million; largely offset by an increase in inventory of \$9.8 million, other assets of \$3.9 million and accounts receivable of approximately \$1.7 million.

Fiscal 2011:

Our operating activities consumed cash of \$6.3 million in fiscal 2011. Our net loss of \$34.2 million was offset by the net change in our current assets and liabilities of \$2.5 million and our non-cash expenses which included depreciation and amortization expense of \$12.0 million, stock-based compensation expense of \$7.4 million, provision for doubtful accounts of \$0.0 million, and the provision for product warranty of \$1.0 million. The change in our current assets and liabilities of \$2.5 million was primarily the result of an increase in accrued expense and other current liabilities of \$2.8 million, an increase in accounts payable of \$0.4 million; partially offset by an increase in accounts receivable of \$3.3 million, and increase in prepaid and other assets of \$2.5 million, and an increase in inventory of \$0.9 million.

Working Capital Components:

Accounts Receivable: We generally expect the level of accounts receivable at any given quarter to reflect the level of sales in that quarter. Our accounts receivable balances have fluctuated historically due to the timing of account collections, timing of product shipments, and/or change in customer credit terms.

Inventory: We generally expect the level of inventory at any given quarter to reflect the change in our expectations of forecasted sales. Our inventory balances have fluctuated historically due to the timing of customer orders and product shipments, changes in our internal forecasts related to customer demand, as well as adjustments related to excess and obsolete inventory.

Accounts Payable: The fluctuation of our accounts payable balances is primarily driven by changes in inventory purchases as well as changes related to the timing of actual payments to vendors.

Accrued Expenses: Our largest accrued expense typically relates to compensation. Historically, fluctuations of our accrued expense accounts have primarily related to changes in the timing of actual compensation payments, receipt or application of advanced payments, adjustments to our warranty accrual, and accruals related to professional fees.

Net Cash (Used In) Provided By Investing Activities

<i>Investing Activities</i> <i>(in thousands, except percentages)</i>	For the Fiscal Years Ended September						
	30,			Fiscal 2013 vs Fiscal 2012		Fiscal 2012 vs Fiscal 2011	
	2013	2012	2011	\$ Change	% Change	\$ Change	% Change
Net cash provided by (used in) investing activities	\$ 3,829	\$ 5,274	\$ (15,286)	\$ (1,445)	(27.4)%	\$ 20,560	134.5%

Fiscal 2013:

Our investing activities provided \$3.8 million of cash primarily from the sale of an unconsolidated affiliate of \$4.8 million, flood related insurance proceeds of \$5.4 million, sale of certain assets of \$1.2 million, and cash proceeds of \$0.5 million related to the disposal of equipment partially offset by capital related expenditures of \$7.2 million and the funding of restricted cash of \$0.7 million.

Fiscal 2012:

Our investing activities provided \$5.3 million of cash primarily due to \$13.1 million received from the sale of assets to a subsidiary of SEI, \$2.6 million of flood-related insurance proceeds from equipment and a net distribution of capital related to our Suncore joint venture of \$1.6 million; largely offset by \$12.2 million related to capital expenditures and \$0.4 million deposits on equipment orders. See [Note 1 - Description of Business](#) in the notes to the consolidated financial statements for additional disclosures related to the SEI asset sale.

Capital expenditures increased sharply compared to fiscal 2011 as we rebuilt our production capacity and replaced equipment that was damaged by the Thailand flooding. Capital expenditures were funded primarily by insurance proceeds we received.

Fiscal 2011:

Our investing activities consumed \$15.3 million of net cash in fiscal 2011 primarily due to \$1.4 million related to capital expenditures and \$0.6 million related to investment in patents; partially offset by \$1.3 million in proceeds from the sale of available-for-sale securities and \$0.4 million related to the release of restricted cash.

Net Cash Provided By Financing Activities

<i>Financing Activities</i> <i>(in thousands, except percentages)</i>	For the Fiscal Years Ended			Fiscal 2013 vs Fiscal 2012		Fiscal 2012 vs Fiscal 2011	
	September 30,			<u>\$ Change</u>	<u>% Change</u>	<u>\$ Change</u>	<u>% Change</u>
	<u>2013</u>	<u>2012</u>	<u>2011</u>				
Net cash provided by financing activities	\$ 25,284	\$ 3,015	\$ 17,887	\$ 22,269	738.6%	\$ (14,872)	(83.1)%

Fiscal 2013:

Our financing activities provided \$25.3 million of net cash primarily from proceeds of \$21.2 million from the sale of common stock, \$2.4 million of proceeds related to borrowings from our bank credit facility, and \$1.7 million in proceeds from stock plan transactions. See [Note 1 - Description of Business](#) in the notes to the consolidated financial statements for information related to borrowings from our bank credit facility.

Fiscal 2012:

Our financing activities provided \$3.0 million of net cash primarily from \$1.8 million of proceeds related to borrowings from our bank credit facility and \$1.3 million of proceeds received from our stock plans. See [Note 1 - Description of Business](#) in the notes to the consolidated financial statements for information related to borrowings from our bank credit facility.

Fiscal 2011:

Our financing activities provided \$17.9 million of net cash in fiscal 2011 primarily from \$9.7 million of proceeds from a private placement transaction, \$7.0 million related to borrowings on our bank credit facility and \$1.9 million of proceeds received from our stock plans; partially offset by \$0.6 million of payments on our capital lease obligations.

**Contractual Obligations and Commitments**

Our contractual obligations and commitments over the next five years are summarized in the table below:

<i>(in thousands)</i>	<b>Total</b>	<b>For the Fiscal years ended September 30,</b>			
		<b>2014</b>	<b>2015 to 2016</b>	<b>2017 to 2018</b>	<b>2019 and later</b>
Purchase obligations	\$ 29,806	29,719	\$ 87	\$ —	\$ —
Credit facility	21,706	21,706	—	—	—
Asset retirement obligations	7,665	—	436	4,754	2,475
Operating lease obligations	4,564	696	1,278	152	2,438
Total contractual obligations and commitments	\$ 63,741	\$ 52,121	\$ 1,801	\$ 4,906	\$ 4,913

Interest payments are not included in the contractual obligations and commitments table above since they are insignificant to our consolidated results of operations.

Purchase Obligations

Our purchase obligations represent agreements to purchase goods or services that are enforceable and legally binding, that specify all significant terms, including: fixed or minimum quantities to be purchased; fixed, minimum or variable price provisions; and the approximate timing of the transactions.

Credit Facility

As of September 30, 2013, we had a \$21.7 million LIBOR rate loan outstanding, with an interest rate of 3.3%, and approximately \$1.2 million reserved under four outstanding standby letters of credit under the credit facility.

The credit facility contains customary representations and warranties, and affirmative and negative covenants, including, among other things, cash balance and excess availability requirements, and limitations on liens and certain additional indebtedness and guarantees, in addition to minimum tangible net worth, fixed charge coverage, and EBITDA covenants. The covenants are written such that as long as we maintain the minimum cash balance and excess availability requirement, the other covenants are not required to be met. As of September 30, 2013, we were in compliance with the financial covenants contained in the credit facility since cash on deposit and excess availability exceeded the \$2.5 million minimum financial covenant requirement.

The credit facility also contains certain events of default, including a subjective acceleration clause. Under this clause, Wells Fargo may declare an event of default if it believes in good faith that our ability to pay all or any portion of our indebtedness with Wells Fargo or to perform any of our material obligations under the credit facility has been impaired, or if it believes in good faith that there has been a material adverse change in the business or financial condition of the Company. If an event of default is not cured within the grace period (if applicable), then Wells Fargo may, among other things, accelerate repayment of amounts borrowed under the credit facility, cease making advances under the credit facility, or take possession of the Company's assets that secure its obligations under the credit facility. We do not anticipate at this time any change in the business or financial condition of the Company that could be deemed a material adverse change by Wells Fargo.

The credit facility includes in the borrowing availability approximately \$4.5 million provided by machinery and equipment, which is reduced monthly by approximately \$91,000. The borrowing base also includes accounts which are not yet earned by the final rendition of services by the Company including progress billings and that portion of those accounts earned but not yet invoiced. The borrowing base for these accounts will be the lesser of (1) 60% of these accounts, or (2) \$5.0 million.

The credit facility established the Company's minimum cash balance and excess liquidity requirement at \$2.5 million until June 30, 2014, when it will increase by \$750,000 and thereafter on the first day of each quarter until it reaches \$5.0 million. If the minimum cash balance and excess liquidity requirement falls below the specified amounts, certain financial covenants are triggered which relate to minimum tangible net worth, minimum EBITDA amounts and limitations on capital expenditures.

On August 26, 2013, we entered into a Fifth Amendment to the credit facility, which amended among other things the borrowing base of the credit facility, by adding certain real estate as collateral in the borrowing base calculation, pursuant to which Wells Fargo agrees, subject to the terms and conditions of the Fifth Amendment and the credit facility, to provide up to \$7.5 million in secured financing to the Company. This change to the borrowing base calculation was not implemented as of September 30, 2013 as not all conditions required had been completed. We expect the change in the borrowing base calculation to be effective by no later than December 31, 2013.

We now expect at least 72% of the total amount of credit under the credit facility to be available for use based on the revised borrowing base formula during fiscal year 2014. See [Note 12 - Credit Facilities](#) for additional information related to our bank credit facility.

#### Asset Retirement Obligations

We have known conditional asset retirement conditions, such as certain asset decommissioning and restoration of rented facilities to be performed in the future. Our asset retirement obligations include assumptions related to renewal option periods where we expect to extend facility lease terms. Revisions in estimated liabilities can result from revisions of estimated inflation rates, escalating retirement costs, and changes in the estimated timing of settling asset retirement obligations. See [Note 14 - Commitments and Contingencies](#) in the notes to the consolidated financial statements for additional information related to our asset retirement obligations.

#### Operating Leases

Operating leases include non-cancelable terms and exclude renewal option periods, property taxes, insurance and maintenance expenses on leased properties. There are no off-balance sheet arrangements other than our operating leases. See [Note 14 - Commitments and Contingencies](#) in the notes to the condensed consolidated financial statements for additional information related to our operating lease obligations. See [Note 11 - Impact from Thailand Flood](#) for a discussion associated with the impact of the floods in Thailand on our equipment which includes those under capital lease.

**Segment Data and Related Information**

See [Note 16 - Segment Data and Related Information](#) in the notes to the consolidated financial statements for disclosures related to business segment revenue, geographic revenue, significant customers, and operating income (loss) by business segment.

**Recent Accounting Pronouncements**

See [Note 3 - Recent Accounting Pronouncements](#) in the notes to the consolidated financial statements for disclosures related to recent accounting pronouncements.

**Restructuring Accruals**

See [Note 10 - Accrued Expenses and Other Current Liabilities](#) in the notes to the consolidated financial statements for disclosures related to our severance and restructuring-related accrual accounts.

**ITEM 7A. Quantitative and Qualitative Disclosures about Market Risk**

We are exposed to financial market risks, including changes in currency exchange rates and interest rates. We do not use derivative financial instruments for speculative purposes.

**Foreign Currency Exchange Risks**

The United States dollar is the functional currency for our consolidated financial statements. The functional currency of our Spanish subsidiary is the euro. The functional currency for our China subsidiary is the yuan renminbi.

We recognize gains and losses due to the effect of exchange rate changes on foreign currency primarily due to our operations in Spain, the Netherlands, and in China. The assets and liabilities of our foreign operations are translated from their respective functional currencies into U.S. dollars at the rates in effect at the consolidated balance sheet dates, and the revenue and expense amounts are translated at the average rate during the applicable periods reflected on the consolidated statements of operations and comprehensive loss. Foreign currency translation adjustments are recorded as accumulated other comprehensive income. Gains and losses from foreign currency transactions denominated in currencies other than the U.S. dollar, both realized and unrealized, are recorded as foreign exchange gain (loss) on our consolidated statements of operations and comprehensive loss. A majority of the gain or losses recorded relates to the change in value of the euro and yuan renminbi relative to the U.S. dollar.

During the normal course of business, we are exposed to market risks associated with fluctuations in foreign currency exchange rates, primarily the euro and yuan renminbi. To reduce the impact of these risks on our earnings and to increase the predictability of cash flows, we use natural offsets in receipts and disbursements within the applicable currency as the primary means of reducing the risk.

Some of our foreign suppliers may adjust their prices (in US dollars) from time to time to reflect currency exchange fluctuations, and such price changes could impact our future financial condition or results of operations. We do not currently hedge our foreign currency exposure.

**Interest Rate Risks**

On November 11, 2010, we entered into a Credit and Security Agreement (credit facility) with Wells Fargo Bank. The credit facility, as it has been amended through its five amendments, currently provides us with a revolving credit of up to \$35 million through November 2015 that can be used for working capital requirements, letters of credit, and other general corporate purposes. The credit facility is secured by Company's assets and is subject to a borrowing base formula based on the Company's eligible accounts receivable, inventory, and machinery and equipment accounts.

As of September 30, 2013, we had a \$21.7 million LIBOR rate loan outstanding, with an interest rate of 3.3%, and approximately \$1.2 million reserved for four outstanding stand-by letters of credit under the credit facility. We now expect at least 72% of the \$35.0 million credit facility to be available for use during fiscal year 2014. An increase in our average interest rate by one percent would increase our annual interest rate expense by \$0.2 million.

**Inflation Risks**

Inflationary factors, such as increases in material costs and operating expenses, may adversely affect our results of operations and cash flows. Although we do not believe that inflation has had a material impact on our financial position or results of operations to date, an increase in the rate of inflation in the future may have an adverse effect on the levels of gross profit and operating expenses as a percentage of revenue if the sales prices for our products do not proportionately increase with these increases expenses.

**Credit Market Conditions**

Recently, the U.S. and global capital markets have been experiencing turbulent conditions, particularly in the credit markets, as evidenced by tightening of lending standards, reduced availability of credit, and reductions in certain asset values. This could impact our ability to obtain additional funding through financing or asset sales.



**ITEM 8. Financial Statements**

**EMCORE CORPORATION**  
**Consolidated Statements of Operations and Comprehensive Income (Loss)**  
**For the Fiscal Years Ended September 30, 2013, 2012 and 2011**  
**(in thousands, except net income (loss) per share)**

	<b>For the Fiscal Years Ended September 30,</b>		
	<b>2013</b>	<b>2012</b>	<b>2011</b>
Revenue	\$ 168,147	\$ 163,781	200,928
Cost of revenue	139,949	145,955	158,165
Gross profit	28,198	17,826	42,763
Operating expense (income):			
Selling, general, and administrative	27,419	34,861	35,582
Research and development	19,972	22,338	32,853
Impairment	—	1,425	8,000
Litigation settlements, net	—	1,050	(1,145)
Flood-related loss	—	5,519	—
Flood-related insurance proceeds	(19,000)	(9,000)	—
Gain on sale of assets	(413)	(2,742)	—
Total operating expense	27,978	53,451	75,290
Operating income (loss)	220	(35,625)	(32,527)
Other income (expense):			
Interest expense, net	(800)	(677)	(640)
Foreign exchange gain	356	45	735
Loss from equity method investment	—	(1,201)	(1,842)
Gain on sale of equity method investment	4,800	—	—
Change in fair value of financial instruments	515	(69)	70
Other income (expense)	17	—	(15)
Total other income (expense)	4,888	(1,902)	(1,692)
Income (loss) before income tax expense	5,108	(37,527)	(34,219)
Income tax expense	(120)	(1,644)	—
Net income (loss)	\$ 4,988	\$ (39,171)	\$ (34,219)
Foreign exchange translation adjustment	247	464	135
Comprehensive income (loss)	\$ 5,235	\$ (38,707)	\$ (34,084)
<b>Per share data:</b>			
Net income (loss) per basic share	\$ 0.19	\$ (1.66)	\$ (1.54)
Net income (loss) per diluted share	\$ 0.19	\$ (1.66)	\$ (1.54)
Weighted-average number of basic shares outstanding	26,531	23,559	22,228
Weighted-average number of diluted shares outstanding	26,812	23,559	22,228

**The accompanying notes are an integral part of these consolidated financial statements.**

**EMCORE CORPORATION**  
**Consolidated Balance Sheets**  
**As of September 30, 2013 and 2012**  
**(in thousands, except per share data)**

	As of September 30, 2013	As of September 30, 2012
<b>ASSETS</b>		
Current assets:		
Cash and cash equivalents	\$ 16,104	\$ 9,047
Restricted cash	815	82
Accounts receivable, net of allowance of \$3,363 and \$3,279, respectively	41,826	36,939
Inventory	32,115	35,192
Prepaid expenses and other current assets	9,437	14,146
Total current assets	100,297	95,406
Property, plant, and equipment, net	49,744	47,896
Goodwill	20,384	20,384
Other intangible assets, net	2,159	3,428
Other non-current assets, net of allowance of \$3,533 and \$3,419, respectively	1,130	2,752
Total assets	\$ 173,714	\$ 169,866
<b>LIABILITIES and SHAREHOLDERS' EQUITY</b>		
Current liabilities:		
Borrowings from credit facility	\$ 21,706	\$ 19,316
Accounts payable	19,643	38,814
Warrant liability	155	670
Accrued expenses and other current liabilities	21,597	32,635
Total current liabilities	63,101	91,435
Asset retirement obligations	5,053	5,004
Deferred gain associated with sale of assets	3,400	3,400
Other long-term liabilities	981	1,004
Total liabilities	72,535	100,843
Commitments and contingencies (Note 14)		
Shareholders' equity:		
Preferred stock, \$0.0001 par value, 5,882 shares authorized; none issued or outstanding	—	—
Common stock, no par value, 50,000 shares authorized; 30,022 shares issued and 29,982 shares outstanding as of September 30, 2013; 24,412 shares issued and 24,372 shares outstanding as of September 30, 2012	749,266	722,345
Treasury stock, at cost; 40 shares	(2,071)	(2,071)
Accumulated other comprehensive income	1,623	1,376
Accumulated deficit	(647,639)	(652,627)
Total shareholders' equity	101,179	69,023
Total liabilities and shareholders' equity	\$ 173,714	\$ 169,866

**The accompanying notes are an integral part of these consolidated financial statements.**

**EMCORE CORPORATION**  
**Consolidated Statements of Shareholders' Equity**  
**For the Fiscal Years Ended September 30, 2013, 2012, and 2011**  
(in thousands)

	Shares of Common Stock	Value of Common Stock	Treasury Stock	Accumulated Other Comprehensive Income	Accumulated Deficit	Total Shareholders' Equity
<b>Balance as of September 30, 2010</b>	21,297	\$ 701,997	\$ (2,083)	\$ 777	\$ (587,259)	\$ 113,432
Net loss					(34,219)	(34,219)
Translation adjustment				135		135
Stock-based compensation	628	7,580				7,580
Stock option exercises	58	320				320
Issuance of common stock - ESPP	359	1,455				1,455
Issuance of common stock - ODPP	9	80				80
Outstanding warrants valuation adjustment	—	(8,218)			8,022	(196)
Issuance of common stock from private placement transaction	1,102	9,653				9,653
Issuance of common stock related to equity line financing facility	28	196				196
<b>Balance as of September 30, 2011</b>	<b>23,481</b>	<b>713,063</b>	<b>(2,083)</b>	<b>912</b>	<b>(613,456)</b>	<b>98,436</b>
Net loss					(39,171)	(39,171)
Translation adjustment				464		464
Stock-based compensation	603	8,038				8,038
Stock option exercises	17	75				75
Issuance of common stock - ESPP	250	1,091				1,091
Issuance of common stock - ODPP	21	90				90
Issuance of treasury stock	—	(12)	12			—
<b>Balance as of September 30, 2012</b>	<b>24,372</b>	<b>722,345</b>	<b>(2,071)</b>	<b>1,376</b>	<b>(652,627)</b>	<b>69,023</b>
Net income					4,988	4,988
Translation adjustment				247		247
Stock-based compensation	475	4,027				4,027
Stock option exercises	79	395				395
Issuance of common stock - ESPP	344	1,292				1,292
Issuance of common stock - ODPP	5	18				18
Issuance of common stock from stock sales	4,707	21,189				21,189
<b>Balance as of September 30, 2013</b>	<b>29,982</b>	<b>\$ 749,266</b>	<b>\$ (2,071)</b>	<b>\$ 1,623</b>	<b>\$ (647,639)</b>	<b>\$ 101,179</b>

The accompanying notes are an integral part of these consolidated financial statements.

**EMCORE CORPORATION**  
**Consolidated Statements of Cash Flows**  
**For the Fiscal Years Ended September 30, 2013, 2012 and 2011**  
(in thousands)

	For the Fiscal Years Ended September 30,		
	2013	2012	2011
<b>Cash flows from operating activities:</b>			
Net income (loss)	\$ 4,988	\$ (39,171)	\$ (34,219)
Adjustments to reconcile net income (loss) to net cash used in operating activities:			
Impairment	—	1,425	8,000
Depreciation, amortization, and accretion expense	8,688	9,420	11,973
Stock-based compensation expense	4,209	7,756	7,428
Gain on sale of equity method investment	(4,800)	—	—
Provision adjustments related to doubtful accounts	119	(158)	30
Provision adjustments related to product warranty	2,914	(49)	970
Provision for losses on inventory purchase commitments	—	2,344	—
Loss from equity method investment	—	1,201	1,842
Change in fair value of financial instruments	(515)	69	(70)
Net loss on disposal of equipment	—	147	238
Flood-related loss	—	5,519	—
Non-cash insurance proceeds	(16,134)	(2,609)	—
Gain on sale of assets	(338)	(2,742)	—
Total non-cash adjustments	(5,857)	22,323	30,411
Changes in operating assets and liabilities:			
Accounts receivable	(4,967)	(1,707)	3,278
Inventory	2,016	(9,807)	(883)
Other assets	5,370	(3,889)	(2,519)
Accounts payable	(14,032)	10,610	404
Accrued expenses and other current liabilities	(9,623)	6,639	(2,761)
Total change in operating assets and liabilities	(21,236)	1,846	(2,481)
Net cash used in operating activities	(22,105)	(15,002)	(6,289)
<b>Cash flows from investing activities:</b>			
Cash proceeds from sale of equity method investment	4,800	—	—
Purchase of equipment	(7,242)	(12,211)	(7,334)
Deposits on equipment orders	(3)	(351)	(1,030)
Flood-related insurance proceeds from equipment	5,373	2,609	—
Investments in internally-developed patents	—	—	(425)
Investment in an unconsolidated affiliate	—	—	(12,000)
Dividend from an unconsolidated affiliate	—	1,644	—
Consulting fees received related to an unconsolidated affiliate	—	—	5,500
Purchase of a business	—	—	(750)
Proceeds from sale of assets	1,150	13,121	—
Increase in restricted cash	(733)	462	753
Proceeds from disposal of property, plant and equipment	484	—	—
Net cash provided by (used in) investing activities	3,829	5,274	(15,286)
<b>Cash flows from financing activities:</b>			
Net proceeds from borrowings from credit facilities	2,390	1,759	6,984
Net proceeds from private placement transaction	—	—	9,653
Proceeds from sale of common stock	21,189	—	—
Proceeds from stock plans	1,705	1,256	1,855
Payments on capital lease obligations	—	—	(605)
Net cash provided by financing activities	25,284	3,015	17,887
Effect of exchange rate changes on foreign currency	49	162	(658)
Net increase (decrease) in cash and cash equivalents	7,057	(6,551)	(4,346)

**EMCORE CORPORATION**  
**Consolidated Statements of Cash Flows**  
**For the Fiscal Years Ended September 30, 2013, 2012 and 2011**  
**(in thousands)**

	<b>For the Fiscal Years Ended September 30,</b>		
	<b>2013</b>	<b>2012</b>	<b>2011</b>
Cash and cash equivalents at beginning of period	9,047	15,598	19,944
Cash and cash equivalents at end of period	<u>\$ 16,104</u>	<u>\$ 9,047</u>	<u>\$ 15,598</u>
<b>SUPPLEMENTAL DISCLOSURE OF CASH FLOW INFORMATION</b>			
Cash paid during the period for interest	<u>\$ 704</u>	<u>\$ 514</u>	<u>\$ 895</u>
Cash paid during the period for income taxes	<u>\$ 15</u>	<u>\$ 1,644</u>	<u>\$ —</u>
<b>NON-CASH INVESTING AND FINANCING ACTIVITIES</b>			
Issuance of common stock under equity line financing facility	<u>\$ —</u>	<u>\$ —</u>	<u>\$ 196</u>
Acquisition of equipment under capital lease	<u>\$ —</u>	<u>\$ 4,411</u>	<u>\$ 1,879</u>
Sale of assets to Suncore for current receivable	<u>\$ —</u>	<u>\$ 2,934</u>	<u>\$ —</u>
Prior consulting fees received to an unconsolidated affiliate	<u>\$ —</u>	<u>\$ —</u>	<u>\$ 3,000</u>
Forgiveness of capital lease and accounts payable	<u>\$ 10,761</u>	<u>\$ —</u>	<u>\$ —</u>

**The accompanying notes are an integral part of these consolidated financial statements.**

**EMCORE Corporation**  
**Notes to our Consolidated Financial Statements**

**NOTE 1. Description of Business**

Business Overview

EMCORE Corporation and its subsidiaries (the “Company”, “we”, “our”, or “EMCORE”) offers a broad portfolio of compound semiconductor-based products for the fiber optics and solar power markets. We were established in 1984 as a New Jersey corporation and we have two reporting segments: Fiber Optics and Photovoltaics. Our Fiber Optics business segment provides optical components, subsystems and systems for high-speed telecommunications, Cable Television (CATV), Wireless and Fiber-To-The-Premise (FTTP) networks, as well as products for satellite communications, video transport and specialty photonics technologies for defense and homeland security applications. EMCORE's Solar Photovoltaics business segment provides products for space power applications including high-efficiency multi-junction solar cells, Covered Interconnect Cells (CICs) and complete satellite solar panels, and terrestrial applications, including high-efficiency GaAs solar cells for concentration photovoltaic (CPV) power systems.

Sale of Fiber Optics-related Assets

On March 27, 2012, we entered into a Master Purchase Agreement with a subsidiary of Sumitomo Electric Industries, LTD (SEI), pursuant to which we agreed to sell certain assets and transfer certain obligations associated with our Fiber Optics segment. On May 7, 2012, we completed the sale of these assets to SEI and recorded a gain of approximately \$2.8 million. This transaction was recorded as a sale of assets since it did not meet the criteria to be considered a component of our business. Under the terms of the Master Purchase Agreement, we have agreed to indemnify SEI for up to \$3.4 million of potential claims and expenses for the two-year period following the sale and we have recorded this amount as a deferred gain on our balance sheet as of September 30, 2013 and 2012 as a result of these contingencies. SEI paid \$13.1 million in cash and deposited approximately \$2.6 million into escrow as security for indemnification obligations and any purchase price adjustments. Settlement of escrow amounts occurs over a two-year period and is subject to claim adjustments. In total, we deferred approximately \$4.9 million of the total paid by SEI as a gain on sale until the indemnification obligation of \$3.4 million and \$1.5 million of purchase price adjustment contingencies are resolved. During the fiscal year ended September 30, 2013, we resolved the purchase price contingencies resulting in the reduction of the purchase price by \$1.1 million. The reduced purchase price is recorded as an offset to the escrow receivable of \$2.6 million while an additional \$0.4 million of gain on sale of assets was recognized during the fiscal year ended September 30, 2013. There remains a deferred gain of \$3.4 million related to our indemnification obligation at September 30, 2013.

In May 2012, we also entered into a separate facility lease and transition services agreement (TSA) with SEI related to financial services, supply chain, facility, and information infrastructure support functions to be provided by us. We believe the values assigned to the facility lease and TSA approximate fair value. During the fiscal years ended September 30, 2013 and 2012, we recognized \$2.8 million and \$1.3 million, respectively, related to TSA fees and facility rental income which was recorded as a benefit against operating expenses incurred for such services.

The TSA included a \$0.5 million credit to be applied against fees earned by Emcore over a twelve-month period through May 2013. We also incurred \$0.6 million in expenses directly associated with this transaction. The TSA credit and transaction-related expenses incurred were applied against the proceeds received in determination of the gain recognized during the fiscal year ended September 30, 2012.

Liquidity and Capital Resources

Historically, we have consumed cash from operations and incurred significant net losses. We have managed our liquidity position through a series of cost reduction initiatives, borrowings from our credit facility, capital markets transactions, and the sale of assets.

As of September 30, 2013, cash and cash equivalents totaled \$16.1 million and net working capital totaled approximately \$37.2 million. Working capital, calculated as current assets minus current liabilities, is a financial metric we use which represents available operating liquidity. For the fiscal year ended September 30, 2013, we had net income of \$5.0 million. Net cash used in operating activities for the fiscal year ended September 30, 2013 totaled \$22.1 million.

With respect to measures taken to improve liquidity:

- **Credit Facility:** On November 11, 2010, we entered into a Credit and Security Agreement (credit facility) with Wells Fargo Bank. The credit facility, as it has been amended through its five amendments, currently provides us with a revolving credit of up to \$35 million through November 2015 that can be used for working capital requirements, letters of credit, and other general corporate purposes. The credit facility is secured by the Company's assets and is subject to a borrowing base formula based on the Company's eligible accounts receivable, inventory, and machinery and equipment accounts.

Our credit facility contains customary representations and warranties, and affirmative and negative covenants, including, among other things, cash balance and excess availability requirements, and limitations on liens and certain additional indebtedness and guarantees, in addition to minimum tangible net worth, fixed charge coverage, and EBITDA covenants. The covenants are written such that as long as we maintain the minimum cash balance and excess availability requirement, the other covenants are not required to be met. As of September 30, 2013, we were in compliance with the financial covenants contained in the credit facility since cash on deposit and excess availability exceeded the \$2.5 million minimum financial covenant requirement.

Our credit facility also contains certain events of default, including a subjective acceleration clause. Under this clause, Wells Fargo may declare an event of default if it believes in good faith that our ability to pay all or any portion of our indebtedness with Wells Fargo or to perform any of our material obligations under the credit facility has been impaired, or if it believes in good faith that there has been a material adverse change in the business or financial condition of the Company. If an event of default is not cured within the grace period (if applicable), then Wells Fargo may, among other things, accelerate repayment of amounts borrowed under the credit facility, cease making advances under the credit facility, or take possession of the Company's assets that secure its obligations under the credit facility. We do not anticipate at this time any change in the business or financial condition of the Company that could be deemed a material adverse change by Wells Fargo.

The credit facility includes in the borrowing availability approximately \$4.5 million provided by machinery and equipment, which is reduced monthly by approximately \$91,000. The borrowing base also includes accounts which are not yet earned by the final rendition of services by the Company including progress billings and that portion of those accounts earned but not yet invoiced. The borrowing base for these accounts will be the lesser of (1) 60% of these accounts, or (2) \$5.0 million.

The credit facility established the Company's minimum cash balance and excess liquidity requirement at \$2.5 million until June 30, 2014, when it will increase by \$750,000 and thereafter on the first day of each quarter until it reaches \$5.0 million. If the minimum cash balance and excess liquidity requirement falls below the specified amounts, certain financial covenants are triggered which relate to minimum tangible net worth, minimum EBITDA amounts, fixed charge coverage and limitations on capital expenditures.

On August 26, 2013, we entered into a Fifth Amendment to the credit facility, which amended among other things the borrowing base of the credit facility, by adding certain real estate as collateral in the borrowing base calculation, pursuant to which Wells Fargo agrees, subject to the terms and conditions of the Fifth Amendment and the credit facility, to provide up to \$7.5 million in secured financing to the Company. This change to the borrowing base calculation was not implemented as of September 30, 2013 as not all conditions required had been completed. We expect the change in the borrowing base calculation to be effective by no later than December 31, 2013.

As of September 30, 2013, we had a \$21.7 million LIBOR rate loan outstanding under our credit facility, with an interest rate of 3.3%. As of November 29, 2013, the outstanding balance under this credit facility totaled approximately \$1.7 million. As of September 30, 2013, the credit facility also had \$1.2 million reserved for four outstanding stand-by letters of credit, leaving a remaining \$2.2 million borrowing availability balance under this credit facility. We now expect at least 72% of the \$35.0 million credit facility to be available for use during fiscal year 2014.

- **Stock Sales:** During August 2012, we filed a shelf registration statement on Form S-3 with the SEC pursuant to which we may, from time to time, sell up to an aggregate of \$50 million of our common or preferred stock, warrants or debt securities. On August 23, 2012, the registration statement was declared effective by the SEC, which will allow us to access the capital markets for the three year period following this effective date. On October 3, 2012 we sold 1,832,410 shares of common stock for net proceeds of \$9.5 million. In addition, on September 18, 2013, we sold

2,875,000 shares of common stock for net proceeds of \$11.7 million. [See Note 15 - Equity](#) for additional disclosures related to the stock sale.

We believe that our existing balances of cash and cash equivalents and amounts expected to be available under our credit facility will provide us with sufficient financial resources to meet our cash requirements for operations, working capital, and capital expenditures for the next twelve months.

However, in the event of unforeseen circumstances, unfavorable market or economic developments, unfavorable results from operations, material claims made under the indemnification provisions of our Master Purchase Agreement with SEI in excess of amounts held in escrow, or if Wells Fargo declares an event of default on the credit facility, we may have to raise additional funds or reduce expenditures by any one or a combination of the following: issuing equity, debt or convertible debt, selling certain product lines and/or portions of our business, furloughs, or reduction of discretionary spending. There can be no assurance that we will be able to raise additional funds on terms acceptable to us, or at all. A significant contraction in the capital markets, particularly in the technology sector, or adverse developments in our business may make it difficult for us to raise additional capital if or when it is required, especially if we experience negative operating results. If adequate capital is not available to us as required, or is not available on favorable terms, our business, financial condition, results of operations, and cash flows may be adversely affected.

## **NOTE 2. Summary of Significant Accounting Policies**

**Principles of Consolidation.** Our consolidated financial statements have been prepared in accordance with accounting principles generally accepted in the United States of America (U.S. GAAP) and include the assets, liabilities, shareholders' equity, and operating results of the Company and its wholly owned subsidiaries. All significant intercompany accounts and transactions have been eliminated in consolidation. We are not the primary beneficiary of, nor do we hold a significant variable interest in, any variable interest entity.

**Use of Estimates.** The preparation of consolidated financial statements in conformity with U.S. GAAP requires us to make estimates and assumptions that affect the reported amounts of assets and liabilities and disclosure of contingent assets and liabilities, as of the date of the financial statements, and the reported amounts of revenue and expenses during the reported period. The accounting estimates that require our most significant, difficult, and/or subjective judgments include:

- the valuation of inventory, goodwill, intangible assets, warrants, and stock-based compensation;
- depreciation, amortization and assessment of recovery of long-lived assets;
- asset retirement obligations and contingencies, including litigation and indemnification-related;
- revenue recognition associated with the percentage of completion method;
- the allowance for doubtful accounts and warranty accruals; and,
- impairment and other losses associated with the Thailand Flood.

We develop estimates based on historical experience and on various assumptions about the future that are believed to be reasonable based on the best information available to us. Our reported financial position or results of operations may be materially different under changed conditions or when using different estimates and assumptions, particularly with respect to significant accounting policies. In the event that estimates or assumptions prove to differ from actual results, adjustments are made in subsequent periods to reflect more current information.

**Concentration of Credit Risk.** Financial instruments that may subject us to concentrations of credit risk consist primarily of cash and cash equivalents and accounts receivable. Our cash and cash equivalents are held in safekeeping primarily with Wells Fargo Bank. When necessary, we perform credit evaluations on our customers' financial condition and occasionally we request deposits in advance of shipping product to our customers. These financial evaluations require significant judgment and are based on a variety of factors including, but not limited to, current economic trends, historical payment patterns, bad debt write-off experience, and financial review of the particular customer.

**Cash and Cash Equivalents.** Cash and cash equivalents consists primarily of bank deposits and occasionally highly liquid short-term investments with a maturity of three months or less at the time of purchase.

**Restricted Cash.** Restricted cash represents recently deposited cash that is temporarily restricted by our bank.

**Accounts Receivable.** We regularly evaluate the collectability of our accounts receivable and maintain allowances for doubtful accounts for estimated losses resulting from the inability of our customers to meet their financial obligations to us. The



allowance is based on the age of receivables and a specific identification of receivables considered at risk of collection. We classify charges associated with the allowance for doubtful accounts as sales, general, and administrative expense. If the financial condition of our customers were to deteriorate, impacting their ability to pay us, additional allowances may be required.

**Inventory.** Inventory is stated at the lower of cost or market, with cost being determined using the standard cost method that includes material, labor, and manufacturing overhead costs, which approximates weighted average cost. We write-down inventory once it has been determined that conditions exist that may not allow the inventory to be sold for its intended purpose or the inventory is determined to be excess or obsolete based on our forecasted future sales. The charge related to inventory write-downs is recorded as a cost of revenue. The majority of the inventory write-downs are related to estimated allowances for inventory whose carrying value is in excess of net realizable value and on excess raw material components resulting from finished product obsolescence. In most cases where we sell previously written down inventory, it is typically sold as a component part of a finished product. The finished product is sold at market price at the time resulting in higher average gross margin on such revenue. We do not track the selling price of individual raw material components that have been previously written down or written off, since such raw material components usually are only a portion of the finished products and related sales price. We evaluate inventory levels at least quarterly against sales forecasts on a significant part-by-part basis, in addition to determining its overall inventory risk. We have incurred, and may in the future incur charges to write-down our inventory.

**Property, Plant, and Equipment.** Our property, plant, and equipment is recorded at cost. Plant and equipment are depreciated on a straight-line basis over the following estimated useful lives of the assets:

<b>Estimated Useful Life</b>		
Buildings and improvements	—	forty years
Equipment	—	three to five years
Furniture and fixtures	—	five years
Computer hardware and software	—	three to seven years
Leasehold improvements	—	five to seven years

Leasehold improvements are amortized over the lesser of the asset life or the life of the facility lease. Expenditures for repairs and maintenance are charged to expense as incurred. The costs for major renewals and improvements are capitalized and depreciated over their estimated useful lives of the related asset. The cost and related accumulated depreciation of the assets are removed from the accounts upon disposition and any resulting gain or loss is reflected in the consolidated statement of operations and comprehensive income (loss).

**Goodwill.** The Company's goodwill of approximately \$20.4 million is associated with our Photovoltaics segment. Goodwill represents the excess of the purchase price of an acquired business over the fair value of the identifiable assets acquired and liabilities assumed. As required by ASC 350, *Intangibles - Goodwill and Other*, we evaluate our goodwill for impairment on an annual basis (September 30), or whenever events or changes in circumstances indicate whether it is more likely than not that the fair value of a reporting unit is less than its carrying amount.

Pursuant to ASC 350, circumstances that could trigger an interim impairment test include but are not limited to:

- Macroeconomic conditions such as a deterioration in general economic conditions, limitations on accessing capital, fluctuations in foreign exchange rates, or other developments in equity and credit markets;
- Industry and market considerations such as a deterioration in the environment in which an entity operates, an increased competitive environment, a decline in market-dependent multiples or metrics (considered in both absolute terms and relative to peers), a change in the market for an entity's products or services, or a regulatory or political development;
- Cost factors such as increases in raw materials, labor, or other costs that have a negative effect on earnings and cash flows;
- Overall financial performance such as negative or declining cash flows or a decline in actual or planned revenue or earnings compared with actual and projected results of relevant prior periods;

## Table of Contents

- Other relevant entity-specific events such as changes in management, key personnel, strategy, or customers; contemplation of bankruptcy; or litigation;
- Events affecting a reporting unit such as a change in the composition or carrying amount of its net assets, a more-likely-than-not expectation of selling or disposing all, or a portion, of a reporting unit, the testing for recoverability of a significant asset group within a reporting unit, or recognition of a goodwill impairment loss in the financial statements of a subsidiary that is a component of a reporting unit; and,
- If applicable, a sustained decrease in share price (considered in both absolute terms and relative to peers).

In performing goodwill impairment testing, we are able to review qualitative factors in accordance with ASU 2011-08 to determine if it is more likely than not that the fair value is less than the carrying value. If it is assessed that the fair value is more likely than not less than the carrying value, we then determine the fair value of each reporting unit using a weighted combination of a market-based approach and a discounted cash flow (DCF) approach. The market-based approach relies on values based on market multiples derived from comparable public companies. In applying the DCF approach, management forecasts cash flows over the remaining useful life of its primary asset using assumptions of current economic conditions and future expectations of earnings. This analysis requires the exercise of significant judgment, including judgments about appropriate discount rates based on the assessment of risks inherent in the amount and timing of projected future cash flows. The derived discount rate may fluctuate from period to period as it is based on external market conditions. All of these assumptions are critical to the estimate and can change from period to period. Updates to these assumptions in future periods, particularly changes in discount rates, could result in different results of goodwill impairment tests.

Other Intangible Assets. Our intangible assets consist primarily of intellectual property that has been internally-developed or acquired. Acquired intangible assets include existing core technology, trademarks and trade names, and customer contracts. Intangible assets are amortized using the straight-line method over estimated useful lives that could range up to fifteen years.

Valuation of Long-lived Assets. Long-lived assets consist primarily of property, plant, and equipment and intangible assets. Since our long-lived assets are subject to amortization, we review these assets for impairment in accordance with the provisions of ASC 360, *Property, Plant, and Equipment*. We review long-lived assets for impairment whenever events or changes in circumstances indicate that its carrying amount may not be recoverable. Our impairment testing of long-lived assets consists of determining whether the carrying amount of the long-lived asset (asset group) is recoverable, in other words, whether the sum of the future undiscounted cash flows expected to result from the use and eventual disposition of the asset (asset group) exceeds its carrying amount. The determination of the existence of impairment involves judgments that are subjective in nature and may require the use of estimates in forecasting future results and cash flows related to an asset or group of assets. In making this determination, we use certain assumptions, including estimates of future cash flows expected to be generated by these assets, which are based on additional assumptions such as asset utilization, the length of service that assets will be used in our operations, and estimated salvage values.

Asset Retirement and Environmental Obligations. Pursuant to ASC 410, *Asset Retirement and Environmental Obligations*, an asset retirement obligation is recorded when there is a legal obligation associated with the retirement of a tangible long-lived asset and the fair value of the liability can reasonably be estimated. Upon initial recognition of an asset retirement obligation, a company increases the carrying amount of the long-lived asset by the same amount as the liability. Over time, the liabilities are accreted for the change in their present value through charges to operations costs. The initial capitalized costs are depleted over the useful lives of the related assets through charges to depreciation, depletion, and/or amortization. If the fair value of the estimated asset retirement obligation changes, an adjustment is recorded to both the asset retirement obligation and the asset retirement cost. Revisions in estimated liabilities can result from revisions of estimated inflation rates, escalating retirement costs, and changes in the estimated timing of settling asset retirement obligations.

We have known conditional asset retirement conditions, such as certain asset decommissioning and restoration of rented facilities to be performed in the future. We previously completed a review of our asset retirement and environmental obligations and we recorded an asset retirement obligation with an offset to fixed assets totaling \$5.1 million and \$5.0 million as of September 30, 2013 and 2012, respectively.

Fair Value of Financial Instruments. We determine the fair value of our financial instruments in accordance with ASC 820, *Fair Value Measurements and Disclosures*. The carrying amounts of cash and cash equivalents, restricted cash, accounts receivable, prepaid expenses and other current assets, borrowings under our credit facility, accounts payable, accrued expenses and other current liabilities approximate fair value because of the short maturity of these instruments.

**Equity investments.** We accounted for our equity investment in our Suncore joint venture in accordance with ASC 323, *Investments - Equity Method and Joint Ventures*. An equity investment in which we exercise significant influence but do not control and are not the primary beneficiary, is accounted for using the equity method. We regularly reviewed our investment to determine whether a decline in fair value below the cost basis was other than temporary. In our opinion, neither San'an nor EMCORE held a controlling financial interest in Suncore because neither party had exclusive authority over decision-making related to significant ordinary course of business actions such as establishing a budget, compensation, and the hiring and firing of certain executive personnel. In June 2013, we entered into an agreement to sell our 40% registered ownership interest in Suncore to San'An for a purchase price of \$4.8 million. The sale closed during the fourth quarter of fiscal 2013.

**Revenue Recognition.** Revenue is recognized upon shipment, provided persuasive evidence of a contract exists, the price is fixed, the product meets our customer's specifications, title and ownership have transferred to the customer, and there is reasonable assurance of collection of the sales proceeds. The majority of our products have shipping terms that are free on board or free carrier alongside (FCA) shipping point, which means that we fulfill our delivery obligation when the goods are handed over to the freight carrier at our shipping dock. This means the buyer bears all costs and risks of loss or damage to the goods from that point. In certain cases, we ship our products cost insurance and freight. Under this arrangement, revenue is recognized under FCA shipping point terms, but we pay (and invoice the customer) for the cost of shipping and insurance to the customer's designated location. We account for shipping and related transportation costs by recording the charges that are invoiced to customers as revenue, with the corresponding cost recorded as cost of revenue. In those instances where inventory is maintained at a consigned location, revenue is recognized only when our customer pulls product for use and after title and ownership has transferred to the customer. Revenue from time and material contracts is recognized at contractual rates as labor hours and direct expenses are incurred. Any warranty cost and remaining obligations that are inconsequential or perfunctory are accrued when the corresponding revenue is recognized.

**Distributors.** We use a number of distributors around the world and recognize revenue upon shipment of product to these distributors. Title and risk of loss pass to the distributors upon shipment, and our distributors are contractually obligated to pay us on standard commercial terms, just like our other direct customers. We do not sell to our distributors on consignment and, except in the event of product discontinuance, do not give distributors a right of return.

**Solar Panel Contracts.** Pursuant to ASC 605-35, *Revenue Recognition - Construction-Type and Production*, we record revenue on long-term solar panel contracts using either the percentage-of-completion method or the completed contract method. In general, the performance of these types of contracts involves the design, development, and manufacture of complex aerospace or electronic equipment to our customer's specifications. The percentage-of-completion method is used in circumstances in which all the following conditions exist:

- the contract includes enforceable rights regarding goods or services to be provided to the customer, the consideration to be exchanged, and the manner and terms of settlement;
- both the Company and the customer are expected to satisfy all of the contractual obligations; and,
- reasonably reliable estimates of total revenue, total cost, and the progress towards completion can be made.

The percentage-of-completion method recognizes estimates for contract revenue and costs in progress as work on the contract continues. Estimates are revised as additional information becomes available. If estimates of costs to complete a contract indicate a loss, a provision is made at that time for the total loss anticipated on the contract.

We use the completed contract method if reasonably dependable estimates cannot be made or for which inherent hazards make estimates doubtful. Under the completed contract method, contract revenue and costs in progress are deferred as work on the contract continues. If a loss becomes evident on the contract, a provision is made at that time for the total loss anticipated on the contract. Total contract revenue and related costs are recognized upon the completion of the contract.

*Government Research and Development Contracts.* Revenue from research and development contracts represents reimbursement by various U.S. government entities, or their contractors, to aid in the development of new technology. The applicable contracts generally provide that we may elect to retain ownership of inventions made in performing the work, subject to a non-exclusive license retained by the U.S. government to practice the inventions for governmental purposes. The research and development contract funding may be based on a cost-plus, cost reimbursement, or a firm fixed price arrangement. The amount of funding under each research and development contract is determined based on cost estimates that include both direct and indirect costs. Cost-plus funding is determined based on actual costs plus a set margin. As we incur costs under cost reimbursement type contracts, revenue is recorded. Contract costs include material, labor, special tooling and test equipment, subcontracting costs, as well as an allocation of indirect costs. A research and development contract is considered complete when all significant costs have been incurred, milestones have been reached, and any reporting obligations to the customer have been met. These contracts may be modified or terminated at the convenience of the U.S. government and may be subject to governmental budgetary fluctuations.

We also participate in cost-sharing research and development arrangements. Under such arrangements in which the actual costs of performance are split between the U.S. government and us on a best efforts basis, no revenue is recorded and our research and development expense is reduced for the amount of the cost-sharing receipts.

*Multiple-Element Arrangements.* Contracts with our customers usually relate to either the delivery of product or the completion of technology or engineering research and development contracts. In a very limited number of cases, a research contract may involve the creation and delivery of a customer-designed product sample based upon the research and development efforts completed. Pursuant to ASC 605-25-25-5, *Revenue Recognition - Multiple-Element Arrangements*, we have concluded that product revenue should not be considered a unit of accounting separate from the service revenue for these types of research contracts.

*Contract Manufacturers.* In our Fiber Optics segment, prior to certain customers accepting product that is manufactured at one of our contract manufacturers, these customers require that they first qualify the product and manufacturing processes at our contract manufacturer. The customers' qualification process determines whether the product manufactured at our contract manufacturer achieves their quality, performance, and reliability standards. After a customer completes the initial qualification process, we receive approval to ship qualified product to that customer. As part of the manufacturing process at our contract manufacturers, the finished product is tested prior to shipment to the customer using the same criteria that our customer uses to test product it receives. Revenue is recognized upon shipment of customer-qualified product, provided persuasive evidence of a contract exists, the price is fixed, the product meets our customer's specifications, title and ownership have transferred to the customer, and there is reasonable assurance of collection of the sales proceeds.

*Product Warranty Reserves.* We provide our customers with limited rights of return for non-conforming shipments and warranty claims for certain products. Pursuant to ASC 450, *Contingencies*, we make estimates of product warranty expense using historical experience rates as a percentage of revenue and/or costs of revenue and accrue estimated warranty expense as a cost of revenue. We estimate the costs of our warranty obligations based on historical experience of known product failure rates and anticipated rates of warranty claims, use of materials to repair or replace defective products, and service delivery costs incurred in correcting product issues. In addition, from time to time, specific warranty accruals may be made if unforeseen technical problems arise. Should our actual experience relative to these factors differ from our estimates, we may be required to record additional warranty reserves. Alternatively, if we provide more reserves than needed, we may reverse a portion of such provisions in future periods.

*Litigation Contingencies.* We are subject to various legal proceedings, claims, and litigation, either asserted or unasserted that arise in the ordinary course of business. While the outcome of these matters is currently not determinable, we do not expect the resolution of these matters will have a material adverse effect on our business, financial position, results of operations, or cash flows. However, the results of these matters cannot be predicted with certainty. Professional legal fees are expensed when incurred. We accrue for contingent losses when such losses are probable and reasonably estimable. In the event that estimates or assumptions prove to differ from actual results, adjustments are made in subsequent periods to reflect more current information. Should we fail to prevail in any legal matter or should several legal matters be resolved against the Company in the same reporting period, then the financial results of that particular reporting period could be materially affected.

*Research and Development.* Research and development costs, net of reimbursement from U.S. government contracts, are charged as an expense when incurred.

**Stock-Based Compensation.** Stock-based compensation expense is measured at the stock option grant date, based on the fair value of the award, and is recorded to cost of sales, sales, general, and administrative, and research and development expense based on an employee's responsibility and function over the requisite service period. We use the Black-Scholes option-pricing model and the straight-line attribution approach to determine the fair value of stock-based awards in accordance with ASC 718, *Compensation*. This option-pricing model requires the input of highly subjective assumptions, including the option's expected life, the price volatility of the underlying stock, and expected forfeitures.

**Insurance Recoveries.** Insurance recoveries related to impairment losses previously recorded and other recoverable expenses will be recognized up to the amount of our related loss or expense in the period that recoveries become realizable. Insurance recoveries under business interruption coverage and insurance gains in excess of amounts previously written off related to impaired inventory and equipment or in excess of other recoverable expenses previously recognized will be recognized when they become realizable and all contingencies have been resolved. The evaluation of insurance recoveries requires estimates and judgments about future results which affect reported amounts and certain disclosures. Actual results could differ from those estimates. As of September 30, 2013, we do not expect to receive any further insurance recoveries.

**Foreign Exchange.** We recognize gains and losses due to the effect of exchange rate changes on foreign currency primarily due to our operations in Spain, the Netherlands, and in China. The assets and liabilities of our foreign operations are translated from their respective functional currencies into U.S. dollars at the rates in effect at the consolidated balance sheet dates, and the revenue and expense amounts are translated at the average rate during the applicable periods reflected on the consolidated statements of operations and comprehensive loss. Foreign currency translation adjustments are recorded as accumulated other comprehensive income. Gains and losses from foreign currency transactions denominated in currencies other than the U.S. dollar, both realized and unrealized, are recorded as foreign exchange gain (loss) on our consolidated statements of operations and comprehensive income (loss).

**Income Taxes.** In accordance with ASC 740, *Income Taxes*, deferred tax assets and liabilities are recognized for the expected tax consequences of temporary differences between the tax bases of assets and liabilities and their reported amounts. We record valuation allowances against all deferred tax assets for amounts which are considered less likely to be realized.

**Comprehensive Income (Loss).** ASC 220, *Comprehensive Income*, establishes standards for reporting and display of comprehensive income and its components in financial statements. It requires that all items that are required to be recognized under accounting standards as components of comprehensive income be reported in the financial statement that is displayed with the same prominence as other financial statements. Our comprehensive income (loss) consists of both net income (loss) and foreign currency translation adjustments and it is presented in the accompanying consolidated statements of operations and comprehensive income (loss).

**Income (Loss) Per Share.** We are required, in periods in which we have net income, to calculate basic income (loss) per share using the two-class method. The two-class method is required because our unvested restricted stock awards are considered participating securities as these securities have the right to receive dividends or dividend equivalents should we declare dividends on our common stock. Under the two-class method, during periods of net income, net income is first reduced for distributions declared on all classes of securities to arrive at undistributed earnings. The undistributed earnings are then allocated on a pro-rata basis between the common shareholders and participating securities holders. The weighted-average number of common shares and participating securities outstanding during the period is then used to calculate basic income per share.

In periods in which we have a net loss, basic loss per share is calculated by dividing the loss attributable to common shareholders by the weighted-average number of common shares outstanding during the period. For the fiscal years ended September 30, 2012 and 2011, non-vested restricted stock awards of 0.2 million and 0.4 million, respectively, were excluded from the computation of basic loss per share since net losses were not allocated to these participating securities.

For diluted income (loss) per share, the denominator includes all outstanding common shares and all potential dilutive common shares to be issued. For the fiscal years ended September 30, 2013, 2012 and 2011, we excluded 2.4 million, 4.0 million and 3.3 million, respectively, of weighted average outstanding stock options, restricted stock awards, restricted stock units and warrants from the calculation of diluted net income (loss) per share because their effect would have been anti-dilutive.

### **NOTE 3. Recent Accounting Pronouncements**

There have been no recent accounting pronouncements or changes in accounting pronouncements that are of significance, or of potential significance, to us other than those discussed below:

- In February 2013, the FASB issued ASU No. 2013-02, Reporting of Amounts Reclassified Out of Accumulated Other Income, which requires reclassification adjustments from other comprehensive income to be presented either in the financial statements or in the notes to the financial statements. This accounting standard update will be effective for our fiscal year beginning on October 1, 2013. We do not expect this to have a significant impact on our Consolidated Financial Statements.
- In March 2013, the FASB issued ASU No. 2013-05, Foreign Currency Matters. This accounting standard update requires an entity to release into net income the entire amount of a cumulative translation adjustment related to its investment in a foreign entity when as a parent it either sells a part or all of its investment in the foreign entity or no longer holds a controlling financial interest in a subsidiary or group of assets within the foreign entity. This accounting standard update will be effective for our fiscal year beginning on October 1, 2014. We are currently evaluating the impact of this accounting standard update on our Consolidated Financial Statements.
- In July 2013, the FASB issued ASU No. 2013-11, Presentation of an Unrecognized Tax Benefit When a Net Operating Loss Carryforward, a Similar Tax Loss, or a Tax Credit Carryforward Exists. The guidance requires a liability related to an unrecognized tax benefit to be offset against a deferred tax asset for a net operating loss carryforward, a similar tax loss or a tax credit carryforward if certain criteria are met. The guidance is effective for interim and annual periods beginning after December 15, 2013 and should be applied prospectively to unrecognized tax benefits that exist at the effective date. Early adoption and retrospective application of the new guidance is permitted. We are currently evaluating the impact of this accounting standard update on our Consolidated Financial Statements.

**NOTE 4. Fair Value Accounting**

ASC 820, *Fair Value Measurements*, establishes a valuation hierarchy for disclosure of the inputs to valuation techniques used to measure fair value. This standard describes a fair value hierarchy based on three levels of inputs, of which the first two are considered observable and the last unobservable, that may be used to measure fair value:

- Level 1 inputs are unadjusted quoted prices in active markets for identical assets or liabilities. We classify investments within Level 1 if quoted prices are available in active markets.
- Level 2 inputs are quoted prices for similar assets and liabilities in active markets or inputs that are observable for the asset or liability, either directly or indirectly, through market corroboration, for substantially the full term of the financial instrument. We classify items in Level 2 if the investments are valued using observable inputs to quoted market prices, benchmark yields, reported trades, broker/dealer quotes or alternative pricing sources with reasonable levels of price transparency.
- Level 3 inputs are unobservable inputs based on our own assumptions used to measure assets and liabilities at fair value. A financial asset or liability's classification within this hierarchy is determined based on the lowest level input that is significant to the fair value measurement. We do not hold any financial assets or liabilities within Level 3.

Valuation techniques used to measure fair value under ASC 820 must maximize the use of observable inputs and minimize the use of unobservable inputs. The following table lists our financial assets and liabilities that are measured at fair value on a recurring basis:

**Fair Value Measurement**

(in thousands)

	Level 1	Level 2	Level 3	
	Quoted Prices in Active Markets for Identical Assets	Significant Other Observable Remaining Inputs	Significant Unobservable Inputs	Total
<b>As of September 30, 2013</b>				
<b>Assets:</b>				
Cash and cash equivalents	\$ 16,104	—	—	\$ 16,104
Restricted cash	815	—	—	815
<b>Liabilities:</b>				
Warrant liability	—	155	—	155
<b>As of September 30, 2012</b>				
<b>Assets:</b>				
Cash and cash equivalents	\$ 9,047	—	—	\$ 9,047
Restricted cash	82	—	—	82
<b>Liabilities:</b>				
Warrant liability	—	670	—	670

Cash consists primarily of bank deposits or, occasionally, highly liquid short-term investments with a maturity of three months or less at the time of purchase.

Restricted cash represents temporarily restricted deposits held as compensating balances against short-term borrowing arrangements.

As of September 30, 2013 and 2012, warrants representing the right to purchase 400,001 and 750,011 shares, respectively, of our common stock were outstanding. All of our warrants meet the classification requirements for liability accounting pursuant to ASC 815, *Derivatives and Hedging*. Each quarter, we expect an impact on our statement of operations and comprehensive income (loss) when we record the change in fair value of our outstanding warrants using the Monte Carlo option valuation model. The Monte Carlo option valuation model is used since it allows the valuation of each warrant to factor in the value associated with our right to effect a mandatory exercise of each warrant. The valuation model requires the input of subjective assumptions, including the warrant's expected life and the price volatility of the underlying stock. The change in the fair value of our warrants has been primarily due to the change in the closing price of our common stock.

Assumptions used in Monte Carlo Option Valuation Model	Warrants issued on February 20, 2008		Warrants issued on October 1, 2009	
	As of September 30, 2013	As of September 30, 2012	As of September 30, 2013	As of September 30, 2012
Number of warrants issued	—	350,010	400,001	400,001
Expiration date	—	2/20/2013	4/1/2015	4/1/2015
Exercise price	\$—	\$60.24	\$6.76 - \$9.44	\$6.76 - \$9.44
Expected dividend yield	—	—	—	—
Expected stock price volatility	—%	54.82%	51.52%	81.56%
Risk-free interest rate	—%	0.14%	0.22%	0.27%
Expected term (in years)	0	0.39	1.50	2.50
Total warrant valuation	\$—	\$—	\$155,000	\$670,000

The carrying amounts of accounts receivable, prepaid expenses and other current assets, borrowings from our credit facility, accounts payable, accrued expenses and other current liabilities approximate fair value because of the short maturity of these instruments.

Impairment tests related to our goodwill and long-lived assets involves comparing fair value to carrying amount. See [Note 9 - Intangible Assets](#) for disclosures related to recent long-lived asset impairment tests.

**NOTE 5. Accounts Receivable**

The components of accounts receivable consisted of the following:

<i>(in thousands)</i>	As of September 30, 2013	As of September 30, 2012
Accounts receivable	\$ 39,827	\$ 33,893
Accounts receivable – unbilled	5,362	6,325
Accounts receivable, gross	45,189	40,218
Allowance for doubtful accounts	(3,363)	(3,279)
Accounts receivable, net	<u>\$ 41,826</u>	<u>\$ 36,939</u>

Unbilled accounts receivable represents revenue recognized but not yet billed as of the period ended. Billings on contracts using the percentage-of-completion method usually occur upon completion of predetermined contract milestones or other contract terms, such as customer approval. The allowance for doubtful accounts is based on the age of receivables and a specific identification of receivables considered at risk of collection.

As of September 30, 2013 and 2012, we had \$9.2 million and \$6.3 million, respectively, of accounts receivable recorded using the percentage of completion method. Of these amounts, \$4.6 million was invoiced and \$4.6 million was unbilled as of September 30, 2013 and \$1.9 million was invoiced and \$4.4 million was unbilled as of September 30, 2012.

Included in accounts receivable, net at September 30, 2013 and 2012 is \$6.5 million and \$2.3 million, respectively, from sales to Suncore. See [Note 17 - Suncore Joint Venture](#) for additional disclosures related to Suncore.

The following table summarizes the changes in the allowance for doubtful accounts within accounts receivable:

<b>Allowance for Doubtful Accounts</b> <i>(in thousands)</i>	For the Fiscal Years Ended September 30,		
	2013	2012	2011
Balance at beginning of period	\$ 3,279	\$ 3,332	\$ 8,399
Provision adjustment - expense, net of recoveries	119	(53)	30
Reclass of amount to a long-term receivables account	—	—	(5,253)
Impact from foreign exchange translation adjustment	—	—	181
Write-offs and other adjustments - additions (deductions) to receivable balances	(35)	—	(25)
Balance at end of period	<u>\$ 3,363</u>	<u>\$ 3,279</u>	<u>\$ 3,332</u>

During fiscal 2011, we wrote off \$2.9 million related to a long-term receivable that was fully reserved for.



**NOTE 6. Inventory**

The components of inventory consisted of the following:

<i>(in thousands)</i>	As of September 30, 2013	As of September 30, 2012
Raw materials	\$ 12,094	\$ 14,471
Work in-process	4,122	8,853
Finished goods	15,899	11,868
Inventory	<u>\$ 32,115</u>	<u>\$ 35,192</u>

During the fiscal year ended September 30, 2012, we recorded flood-related losses associated with damaged inventory of approximately \$3.7 million. See [Note 11- Impact from Thailand Flood](#) for additional disclosures related to the impact of the Thailand flood on our operations.

**NOTE 7. Property, Plant, and Equipment, net**

The components of property, plant, and equipment, net consisted of the following:

<i>(in thousands)</i>	As of September 30, 2013	As of September 30, 2012
Land	\$ 1,502	\$ 1,502
Building and improvements	18,423	19,065
Equipment	23,134	15,088
Furniture and fixtures	95	206
Computer hardware and software	933	1,017
Leasehold improvements	3,029	3,598
Construction in progress	2,628	7,420
Property, plant, and equipment, net	<u>\$ 49,744</u>	<u>\$ 47,896</u>

During the fiscal year ended September 30, 2012, we recorded flood-related losses associated with damaged equipment of approximately \$1.8 million. In addition, equipment under capital lease totaling \$1.9 million as of September 30, 2011 was also damaged by the Thailand flood and was written off against our outstanding capital lease obligation. We have entered into agreements with our contract manufacturer in Thailand whereby our contract manufacturer agreed to purchase equipment to rebuild certain manufacturing lines damaged by flood waters and we agreed to reimburse our contract manufacturer for the cost of the equipment out of insurance proceeds that we expected to receive. As of September 30, 2012, we capitalized the cost of our new manufacturing lines of approximately \$5.2 million and recorded an equipment capital lease obligation of \$4.4 million, net of equipment deposits. In addition, during the fiscal year ended September 30, 2013, we capitalized an additional \$1.2 million of new manufacturing lines and recorded a corresponding amount of capital lease obligation. In December 2012, we received flood-related insurance proceeds of \$4.2 million in the form of forgiveness of \$2.2 million of outstanding capital lease obligations and \$2.0 million of outstanding payables. In March 2013 we recorded the final flood-related insurance proceeds of \$14.8 million in the form of a receivable of \$8.2 million, which we received cash payment for in April 2013, forgiveness of \$3.4 million of outstanding capital lease obligations and \$3.2 million of outstanding payables. The receivable balance of \$8.2 million was paid in April 2013. See [Note 11 - Impact from Thailand Flood](#) for additional disclosures related to the impact of the Thailand flood on our operations.

In May 2012, we sold approximately \$0.9 million of equipment, net of accumulated amortization, to SEI pursuant to a Master Purchase Agreement signed in March 2012. See [Note 1 - Description of Business](#) for additional disclosures related to this asset sale.

As of September 30, 2013 and 2012, accumulated depreciation was approximately \$79.9 million and \$74.5 million, respectively.

**NOTE 8. Goodwill**

Impairment Testing - Fiscal 2011:

We performed our annual goodwill impairment test as of December 31, 2010 and based on this analysis, we determined that goodwill related to our Photovoltaics reporting unit was not impaired.

During the fourth quarter of fiscal 2011, we changed our method of applying an accounting principle whereby the annual impairment test of goodwill will be performed as of the last day of the Company's fiscal year instead of at December 31<sup>st</sup> of each fiscal year. The revised date better aligns with our strategic planning and budgeting process, which is an integral component of the impairment testing, and provides additional time for us to quantify the fair value of our reporting unit. Accordingly, we believe the change in the annual impairment testing date was preferable in the circumstances. The change in the annual goodwill impairment testing date was not intended to nor did it delay, accelerate, or avoid an impairment charge. This change did not result in adjustments to our consolidated financial statements when applied retrospectively.

As of September 30, 2011, we performed an annual goodwill impairment test and reviewed the qualitative factors as described in ASU No. 2011-08. We determined that it was not more likely than not that the fair value of our Photovoltaics reporting unit was less than its carrying amount.

Impairment Testing - Fiscal 2012:

As of September 30, 2012, we performed an annual goodwill impairment test and reviewed the qualitative factors as described in ASU No. 2011-08. We determined that it was not more likely than not that the fair value of our Photovoltaics reporting unit was less than its carrying amount.

Impairment Testing - Fiscal 2013:

As of September 30, 2013, we performed an annual goodwill impairment test and reviewed the qualitative factors as described in ASU No. 2011-08. Due to the length of time that has elapsed and changes in the underlying assumptions used in our prior quantitative impairment test, we determined to skip the qualitative assessment and perform a quantitative, step one, assessment of possible impairment based on the estimated fair value of the reporting unit. We determined based on that analysis that goodwill related to our photovoltaics reporting unit was not impaired. We will continue to monitor any changes in circumstances or triggering events that might indicate impairment of our goodwill. If there is significant erosion of the Company's market capitalization or if we determine that our Photovoltaics reporting unit is unable to achieve its projected cash flows, we may be required to perform interim period impairment tests. The outcome of these additional tests may result in the recording of goodwill impairment charges.

**NOTE 9. Intangible Assets**

The following table sets forth the carrying value of intangible assets by reporting segment:

<i>(in thousands)</i>	<b>As of September 30, 2013</b>			<b>As of September 30, 2012</b>		
	<b>Gross Assets</b>	<b>Accumulated Amortization</b>	<b>Net Assets</b>	<b>Gross Assets</b>	<b>Accumulated Amortization</b>	<b>Net Assets</b>
<b>Fiber Optics:</b>						
Core Technology	\$ 12,727	\$ (11,822)	\$ 905	\$ 12,727	\$ (11,150)	\$ 1,577
Customer Relations	3,511	(2,647)	864	3,511	(2,359)	1,152
Patents	4,697	(4,498)	199	4,697	(4,381)	316
	<u>20,935</u>	<u>(18,967)</u>	<u>1,968</u>	<u>20,935</u>	<u>(17,890)</u>	<u>3,045</u>
<b>Photovoltaics:</b>						
Patents	1,972	(1,781)	191	1,972	(1,589)	383
Total	<u>\$ 22,907</u>	<u>\$ (20,748)</u>	<u>\$ 2,159</u>	<u>\$ 22,907</u>	<u>\$ (19,479)</u>	<u>\$ 3,428</u>

In May 2012, we sold approximately \$0.5 million of fiber optics-related intangible assets, net of accumulated amortization, to SEI pursuant to a Master Purchase Agreement signed in March 2012. See [Note 1 - Description of Business](#) for additional disclosures related to this asset sale.

Amortization expense related to intangible assets is included in sales, general, and administrative expense on our statement of operations and comprehensive income (loss). Based on the carrying amount of our intangible assets as of September 30, 2013, the estimated future amortization expense is as follows:

**Estimated Future Amortization Expense**

*(in thousands)*

Fiscal year ended September 30, 2014	\$ 1,017
Fiscal year ended September 30, 2015	555
Fiscal year ended September 30, 2016	554
Fiscal year ended September 30, 2017	33
Fiscal year ended September 30, 2018 and thereafter	—
Total	<u>\$ 2,159</u>

**Impairment Testing**

The impairment tests for our long-lived assets involves comparing fair value to the carrying amount. If the carrying value of the long-lived assets (asset group) exceeds the estimated undiscounted cash flows expected to be generated by the assets, an impairment may exist. We derive fair value using both the guideline public company valuation method, and on a lesser extent, the discounted cash flow valuation method. The guideline public company valuation method entails a comparison to publicly traded companies within similar industry, product lines, market, growth, margins and risk and is generally based on published data regarding the public companies' stock price, revenue, and earnings. The discounted cash flow valuation method is based on both undiscounted and discounted cash flow models using assumptions about revenue growth rates, appropriate discount rates relative to risk, and estimates of terminal value.

**Fiscal 2011:**

As of September 30, 2011, we performed an impairment test of long-lived assets associated with our digital fiber optics product lines. The impairment test was triggered by a change in long-term financial and cash flow forecasts. The changes in financial and cash forecasts as of September 30, 2011 were not a result of the flooding in Thailand. The financial impact from this natural disaster was considered a fiscal 2012 first quarter event. As a result of our evaluation we determined that impairment existed and a charge of 8.0 million was recorded to write down long-lived assets. Of the total impairment charge, \$5.3 million related to fixed assets and \$2.7 million related to intangible assets. As of September 30, 2011, long-lived assets associated with our digital fiber optics product lines totaled \$17.1 million.

Fiscal 2012:

As of December 31, 2011, we performed an impairment test of long-lived assets within our Fiber Optics segment and we determined that no impairment existed. The impairment test was triggered by a change in long-term financial and cash flow forecasts due to the adverse impact the Thailand flood had on our operations. See [Note 11 - Impact from Thailand Flood](#) for additional disclosures related to the impact of the Thailand flood on our operations. In making this determination, we used certain assumptions, including estimates of future cash flows expected to be generated by these long-lived assets, which are based on additional assumptions such as asset utilization, expected length of service from the assets, and estimated salvage values. If we are unable to achieve projected cash flows, we may be required to perform additional impairment tests of our remaining long-lived assets which may result in the recording of impairment charges.

As of June 30, 2012, we performed an evaluation of an asset group within our Photovoltaics segment for impairment of long-lived assets. The impairment test was triggered by a determination that it was more likely than not those assets would be sold or otherwise disposed of before the end of their previously estimated useful lives. As a result of the evaluation, we determined that impairment existed and a charge of \$1.4 million was recorded to write down the long-lived assets to an estimated fair value. Of the total impairment charge, \$1.1 million related to equipment and \$0.3 million related to intangible assets.

Fiscal 2013

As of September 30, 2013, we performed an impairment test on certain long-lived assets related to our Fiber Optics segment. The impairment test was triggered by a change in long-term financial and cash flow forecasts. The impairment testing indicated that no impairment existed and that future undiscounted cash flows exceeded the carrying value.

**NOTE 10. Accrued Expenses and Other Current Liabilities**

The components of accrued expenses and other current liabilities consisted of the following:

<i>(in thousands)</i>	<b>As of September 30, 2013</b>	<b>As of September 30, 2012</b>
Compensation	\$ 4,361	\$ 3,798
Warranty	4,030	3,692
Termination fee	2,775	2,775
Professional fees	676	938
Royalty	1,061	1,445
Customer deposits	730	2,408
Deferred revenue	2,565	6,670
Self insurance	1,352	1,155
Capital lease obligations	—	4,411
Income and other taxes	1,345	1,573
Loss on sale contracts	415	765
Severance and restructuring accruals	601	1,521
Loss on inventory purchase commitments	—	723
Other	1,686	761
Accrued expenses and other current liabilities	<u>\$ 21,597</u>	<u>\$ 32,635</u>

**Customer deposits:** We signed agreements with certain customers related to our Fiber Optics segment pursuant to which they received an allocation of our finished goods inventory that was not damaged by the Thailand flood and started to receive a percentage of output from our new production lines that were placed into service. As consideration, we received \$6.8 million as partial prepayments for future product shipments, of which \$0 and approximately \$1.3 million is outstanding as September 30, 2013 and 2012, respectively. In December 2011, we also received a \$3.3 million deposit from our Suncore joint venture related to an order for terrestrial CPV solar cells, of which \$0.6 million was outstanding as of September 30, 2012. The remaining customer deposits are in the normal course of business.

**Capital lease obligations:** As of September 30, 2012, we capitalized the cost of our new manufacturing lines of approximately \$5.2 million and recorded an equipment capital lease obligation of \$4.4 million, net of equipment deposits. In addition, during the fiscal year ended September 30, 2013, we capitalized an additional \$1.2 million of manufacturing lines and recorded a corresponding amount of capital lease obligations. During the year ended September 30, 2013, the capital lease obligations were settled in connection with our insurance proceeds. See [Note 11 - Impact from Thailand Flood](#) for additional disclosures related to the impact of the Thailand flood on our operations.

**Severance and restructuring accruals:** In August 2012, Mr. Reuben Richards, Jr. proposed to the Board to step-down from his position as the Company's Executive Chairman and all other positions he held as an officer or employee of the Company and its affiliates, effective as of September 30, 2012. Mr. Richards remained as Chairman of the Board and a member of the Board.

The Company and Mr. Richards entered into a separation agreement and general release, dated August 6, 2012 (Separation Agreement), which includes mutual releases by Mr. Richards and the Company of all claims related to Mr. Richards' employment and service relationship with, and termination of employment and service from, the Company. Under the terms of the Separation Agreement, Mr. Richards acknowledged and agreed that the restrictive covenants contained in his employment agreement would remain in full force and effect. The separation agreement provides for among other things, the continuation of his base salary for 88 weeks, benefits for 18 months, and immediate vesting of all his outstanding non-vested equity awards. These payments are not contingent upon any future service by Mr. Richards. In fiscal year 2012, we recorded a charge of \$1.1 million related to Mr. Richards' separation agreement.

On November 15, 2013, Mr. Chris Larocca proposed to resign as the Company's Chief Operating Officer, effective as of November 30, 2013. The Company and Mr. Larocca entered into a separation agreement and general release, dated November 16, 2013 (Separation Agreement), which includes mutual releases by Mr. Larocca and the Company of all claims related to Mr. Larocca's employment and service relationship with, and termination of employment and service from, the Company. The separation agreement provides for among other things, the continuation of his base salary for 88 weeks, benefits for 18 months, and immediate vesting of all his outstanding non-vested equity awards. These payments are not contingent upon any future service by Mr. Larocca. The Company expects to record a charge of approximately \$0.5 million in the first quarter of fiscal year 2014 related to Mr. Larocca's separation agreement.

Our severance and restructuring-related accrual specifically relates to the Separation Agreement and non-cancelable obligations associated with an abandoned leased facility. Expense related to severance and restructuring accruals is included in sales, general, and administrative expense on our statement of operations and comprehensive income (loss). The following table summarizes the changes in the severance and restructuring-related accrual accounts:

<i>(in thousands)</i>	<b>Severance-related accruals</b>	<b>Restructuring-related accruals</b>	<b>Total</b>
Balance as of September 30, 2011	\$ 5	\$ 400	\$ 405
Expense - charged to accrual	1,128	230	1,358
Payments and accrual adjustments	(28)	(214)	(242)
Balance as of September 30, 2012	\$ 1,105	\$ 416	\$ 1,521
Expense - charged to accrual	723	—	723
Payments and accrual adjustments	(1,305)	(338)	(1,643)
Balance as of September 30, 2013	\$ 523	\$ 78	\$ 601

The following table summarizes the changes in our product warranty accrual accounts:

<b>Product Warranty Accruals</b>	<b>For the Fiscal Years Ended September 30,</b>		
<i>(in thousands)</i>	<b>2013</b>	<b>2012</b>	<b>2011</b>
Balance at beginning of period	\$ 4,100	\$ 4,158	\$ 4,851
Provision for product warranty - expense	2,914	(49)	970
Adjustments and utilization of warranty accrual	(2,453)	(9)	(1,663)
Balance at end of period	\$ 4,561	\$ 4,100	\$ 4,158
Current portion	\$ 4,030	\$ 3,692	\$ 4,158
Non-current portion	531	408	—
Product warranty liability at end of period	\$ 4,561	\$ 4,100	\$ 4,158

The increase in our provision for product warranty expense for the fiscal year ended September 30, 2013 compared to the same periods in 2012 and 2011 was due to specific customer warranty claims.

**NOTE 11. Impact from Thailand Flood**

In October 2011, we announced that flood waters had severely impacted the inventory and production operations of our primary contract manufacturer in Thailand. The impacted areas included certain product lines for the Telecom and Cable Television (CATV) market segments. Our Photovoltaics segment was not affected by the Thailand floods. Since that announcement, we developed and implemented a plan to rebuild the impacted production lines at other locations, including an

alternate facility of our contract manufacturer in Thailand, as well as our own manufacturing facilities in the United States and China.

During the fiscal year ended September 30, 2012, we recorded estimated flood-related losses associated with damaged inventory and equipment of approximately \$3.7 million and \$1.8 million, respectively. Equipment under capital lease totaling \$1.9 million as of September 30, 2011 was also damaged by the Thailand flood and written off against our outstanding capital lease obligation.

Instead of completely rebuilding all flood-damaged manufacturing lines in Thailand, management decided to realign the Company's fiber optics product portfolio and focus on business areas with strong technology differentiation and growth opportunities. Management identified certain inventory on order related to manufacturing product lines that were destroyed by the Thailand flood and will not be replaced. This expense, which totaled \$1.6 million, for the fiscal year ended September 30, 2012, was recorded within cost of revenue on our statement of operations and comprehensive income (loss).

In November 2011, we entered into an agreement with our contract manufacturer in Thailand whereby our contract manufacturer agreed to purchase equipment to rebuild certain manufacturing lines damaged by flood waters and we agreed to reimburse our contract manufacturer for the cost of the equipment out of insurance proceeds that we expected to receive. We were not a named beneficiary of our contract manufacturer's insurance policy. As of September 30, 2012, we capitalized the cost of our new manufacturing lines of approximately \$5.2 million and recorded an equipment capital lease obligation of \$4.4 million, net of equipment deposits. In addition, during the fiscal year ended September 30, 2013, we capitalized an additional \$1.2 million of new manufacturing lines and recorded a corresponding amount to capital lease obligation. Additionally, we restructured our outstanding payables owed to our contract manufacturer, which delayed payments to future dates to coincide with expected timing of insurance proceeds. Flood-related insurance proceeds related to inventory and equipment destroyed by the Thailand flood are recognized when they become realized. In September 2012 we received cash flood-related insurance proceeds of \$4.0 million. In December 2012, we received flood-related insurance proceeds of \$4.2 million in the form of forgiveness of \$2.2 million of outstanding capital lease obligations and \$2.0 million of outstanding payables. In March 2013, we received the final flood-related insurance proceeds of \$14.8 million in the form of a receivable of \$8.2 million, which we received cash payment for in April 2013, forgiveness of \$3.4 million of outstanding capital lease obligations and \$3.2 million of outstanding payables. No additional flood-related insurance proceeds associated with this event are anticipated. Additionally, we also claimed damages and received proceeds of \$5.0 million under our own comprehensive insurance policy relating to business interruption and we recorded this amount as flood-related insurance proceeds during the fiscal year ended September 30, 2012. No additional business interruption insurance proceeds associated with this event are anticipated.

The flooding had delayed our development and introduction of new fiber optics-related products and technologies. Delays in implementing new technologies and introducing new products may reduce our revenue and adversely affect our consolidated results of operations into the future.

#### **NOTE 12. Credit Facilities**

On November 11, 2010, we entered into a Credit and Security Agreement (credit facility) with Wells Fargo Bank. The credit facility, as it has been amended through its five amendments, currently provides us with a revolving credit of up to \$35 million through November 2015 that can be used for working capital requirements, letters of credit, and other general corporate purposes. The credit facility is secured by the Company's assets and is subject to a borrowing base formula based on the Company's eligible accounts receivable, inventory, and machinery and equipment accounts.

The credit facility contains customary representations and warranties, and affirmative and negative covenants, including, among other things, cash balance and excess availability requirements, and limitations on liens and certain additional indebtedness and guarantees, in addition to minimum tangible net worth, fixed charge coverage, and EBITDA covenants. The covenants are written such that as long as we maintain the minimum cash balance and excess availability requirement, the other covenants are not required to be met. As of September 30, 2013, we were in compliance with the financial covenants contained in the credit facility since cash on deposit and excess availability exceeded the \$2.5 million minimum financial covenant requirement.

The credit facility also contains certain events of default, including a subjective acceleration clause. Under this clause, Wells Fargo may declare an event of default if it believes in good faith that our ability to pay all or any portion of our indebtedness with Wells Fargo or to perform any of our material obligations under the credit facility has been impaired, or if it believes in good faith that there has been a material adverse change in the business or financial condition of the Company. If an event of default is not cured within the grace period (if applicable), then Wells Fargo may, among other things, accelerate repayment of amounts borrowed under the credit facility, cease making advances under the credit facility, or take possession of the Company's assets that secure its obligations under the credit facility. We do not anticipate at this time any change in the business or financial condition of the Company that could be deemed a material adverse change by Wells Fargo.

The credit facility includes in the borrowing availability approximately \$4.5 million provided by machinery and equipment, which is reduced monthly by approximately \$91,000. The borrowing base also includes accounts which are not yet earned by the final rendition of services by the Company including progress billings and that portion of those accounts earned but not yet invoiced. The borrowing base for these accounts will be the lesser of (1) 60% of these accounts, or (2) \$5.0 million.

The credit facility established the Company's minimum cash balance and excess liquidity requirement at \$2.5 million until June 30, 2014, when it will increase by \$750,000 and thereafter on the first day of each quarter until it reaches \$5.0 million. If the minimum cash balance and excess liquidity requirement falls below the specified amounts, certain financial covenants are triggered which relate to minimum tangible net worth, minimum EBITDA amounts, fixed charge coverage and limitations on capital expenditures.

On August 26, 2013, we entered into a Fifth Amendment to the credit facility, which amended among other things the borrowing base of the credit facility, by adding certain real estate as collateral in the borrowing base calculation, pursuant to which Wells Fargo agrees, subject to the terms and conditions of the Fifth Amendment and the credit facility, to provide up to \$7.5 million in secured financing to the Company. This change to the borrowing base calculation was not implemented as of September 30, 2013 as not all conditions required had been completed. We expect the change in the borrowing base calculation to be effective by no later than December 31, 2013.

As of September 30, 2013, we had a \$21.7 million LIBOR rate loan outstanding, with an interest rate of 3.3%, and approximately \$1.2 million reserved for four outstanding stand-by letters of credit under the credit facility. We now expect at least 72% of the \$35.0 million credit facility to be available for use during fiscal year 2014.

### NOTE 13. Income and other Taxes

EMCORE Corporation is incorporated in the state of New Jersey. A reconciliation of the provision for income taxes, with the amount computed by applying the statutory U.S. federal and state income tax rates to income before provision for income taxes is as follows:

Provision for Income Taxes (in thousands)	For the Fiscal Year Ended September 30,		
	2013	2012	2011
Income tax expense (benefit) computed at U.S. federal statutory rate	\$ 1.7	\$ (12.8)	\$ (11.6)
State tax benefits, net of U.S. federal effect	0.4	(1.4)	(1.1)
Foreign	—	1.6	—
Other	1.3	0.7	1.3
Valuation allowance	(3.3)	13.5	11.4
Income tax expense - current	\$ 0.1	\$ 1.6	\$ —
Effective tax rate	2%	4%	—%



Significant components of our deferred tax assets are as follows:

<b>Deferred Tax Assets</b> <i>(in thousands)</i>	<b>As of September 30, 2013</b>	<b>As of September 30, 2012</b>
Deferred tax assets:		
Federal net operating loss carryforwards	\$ 166,834	\$ 158,875
Foreign net operating loss carryforwards	4,052	3,593
Income tax credit carryforwards	2,641	2,773
Inventory reserves	3,743	5,891
Accounts receivable reserves	1,275	1,243
Accrued warranty reserve	799	1,053
State net operating loss carryforwards	14,289	15,984
Investment write-down	5,315	5,315
Legal reserves	—	267
Stock compensation	3,325	3,201
Deferred compensation	1,466	1,309
Fixed assets and intangibles	12,681	15,639
Other	1,320	7,199
Total deferred tax assets	217,740	222,342
Valuation allowance	(217,740)	(222,342)
Net deferred tax assets	\$ —	\$ —

During the fiscal years ended September 30, 2013 and 2012, there were no material increases or decreases in unrecognized tax benefits and we do not anticipate any material increases or decreases in the amounts of unrecognized tax benefits over the next twelve months. For the fiscal years ended September 30, 2013, 2012 and 2011 we recorded income tax expense of approximately \$120,000, \$1,644,000 and \$56,000, respectively. As of September 30, 2013 and 2012, we had approximately \$354,000 and \$215,000, respectively, of interest and penalties accrued as tax liabilities on our balance sheet.

During the three months ended December 31, 2011, as part of an equity recapitalization at our former Suncore joint venture we received a deemed capital distribution of \$14.8 million. The deemed capital distribution was subject to a 10% foreign withholding tax. As a result, we were subject to a \$1.6 million foreign tax expense and Suncore made a cash dividend for an equal amount. The foreign tax expense was treated as a tax credit for U.S. tax purposes. See [Note 17 - Suncore Joint Venture](#) for additional disclosures related to this foreign income tax expense.

As of September 30, 2013, we had net operating loss carryforwards for U.S. federal income tax purposes of approximately \$490.7 million which begin to expire in 2021. As of September 30, 2013, we had foreign net operating loss carryforwards of \$18.5 million which began to expire in 2013, as well as, state net operating loss carryforwards of approximately \$364.5 million which began to expire in 2013. As of September 30, 2013, we also had tax credits (primarily foreign income and U.S. research and development tax credits) of approximately \$2.6 million. The research credits are currently expiring including the next attribute expected to expire in 2013. Utilization of our net operating loss and tax credit carryforwards may be subject to a substantial annual limitation due to the ownership change limitations set forth in Internal Revenue Code Section 382 and similar state provisions. Such an annual limitation could result in the expiration of the net operating loss and tax credit carryforwards before utilization.

A reconciliation of the beginning and ending amount of unrecognized gross tax benefits is as follows:

<b>Unrecognized Gross Tax Benefit</b>	
<i>(in thousands)</i>	
Balance as of September 30, 2011	\$ 338
Adjustments based on tax positions related to the current year	—
Adjustments based on tax positions of prior years	282
Balance as of September 30, 2012	620
Adjustments based on tax positions related to the current year	—
Adjustments based on tax positions of prior years	—
Balance as of September 30, 2013	\$ 620

We file income tax returns in the U.S. federal, state, and local jurisdictions and, currently, no federal and local income tax returns are under examination. We are currently under examination by one state for the fiscal years 2009 through 2011. The following tax years remain open to assessment for each of the more significant jurisdictions where we are subject to income taxes: after fiscal year 2009 for U.S. federal, after fiscal year 2008 for the state of California, and after fiscal year 2009 for the state of New Mexico.

Included in our operating income for the fiscal year ended September 30, 2013 were \$1.8 million of state incentive tax credits received. The amount received was allocated to cost of goods sold, selling, general and administrative and research and development expense primarily based on the number of employees allocated to the related departments. These credits will result in cash refunds and reduction of future payroll and compensation taxes. There were no significant incentive tax credits received during the fiscal years ended September 30, 2012 and 2011.

**NOTE 14. Commitments and Contingencies**

Leases: Estimated future minimum lease payments under non-cancelable operating leases with an initial or remaining term of one year or more as of September 30, 2013 are as follows:

<b>Estimated Future Minimum Lease Payments</b>		<b>Operating Leases</b>
<i>(in thousands)</i>		
Fiscal year ended September 30, 2014	\$	696
Fiscal year ended September 30, 2015		699
Fiscal year ended September 30, 2016		579
Fiscal year ended September 30, 2017		76
Fiscal year ended September 30, 2018		76
Thereafter		2,438
Total minimum lease payments	\$	4,564

Operating Lease Obligations: We lease certain land, facilities, and equipment under non-cancelable operating leases. Operating lease amounts above exclude renewal option periods, property taxes, insurance, and maintenance expenses on leased properties. Our facility leases typically provide for rental adjustments for increases in base rent (up to specific limits), property taxes, insurance, and general property maintenance that would be recorded as rent expense. Rent expense was approximately \$2.3 million, \$2.7 million and \$2.7 million for the fiscal years ended September 30, 2013, 2012, and 2011 respectively. There are no off-balance sheet arrangements other than our operating leases.

**Asset Retirement Obligations:** We have known conditional asset retirement conditions, such as certain asset decommissioning and restoration of rented facilities to be performed in the future. Our asset retirement obligations include assumptions related to renewal option periods for those facilities where we expect to extend lease terms. In future periods, the asset retirement obligation is accreted for the change in its present value and capitalized costs are depreciated over the useful life of the related assets. If the fair value of the estimated asset retirement obligation changes, an adjustment will be recorded to both the asset retirement obligation and the asset retirement capitalized cost. Revisions in estimated liabilities can result from revisions of estimated inflation rates, escalating retirement costs, and changes in the estimated timing of settling asset retirement obligations. The fair value of our asset retirement obligations were estimated by discounting projected cash flows over the estimated life of the related assets using credit adjusted risk-free rates which ranged from 3.25% to 5.78%. We settled approximately \$0.1 million of asset retirement obligations during the fiscal year ended September 30, 2013. Accretion expense of \$0.2 million, \$0.2 million and \$0 was recorded during the fiscal years ended September 30, 2013, 2012 and 2011, respectively.

**Warranty:** We generally provide product and other warranties on our CPV-related solar cells, components, power systems, and fiber optic products. Certain parts and labor warranties from our vendors can be assigned to our customers. Our reported financial position or results of operations may be materially different under changed conditions or when using different estimates and assumptions. In the event that estimates or assumptions prove to differ from actual results, adjustments are made in subsequent periods to reflect more current information.

**Indemnifications:** We have agreed to indemnify certain customers against claims of infringement of the intellectual property rights of others in our sales contracts with these customers. Historically, we have not paid any claims under these indemnification obligations. On September 19, 2013, we received written notice from a customer of our broadband products requesting indemnification relating to a lawsuit brought against them alleging patent infringement of a system incorporating our product. As of September 30, 2013, there has been no resolution to this claim. In March 2012, we entered into a Master Purchase Agreement with SEI, pursuant to which we agreed to sell certain assets and transfer certain obligations associated with our Fiber Optics segment. Under the terms of the Master Purchase Agreement, we have agreed to indemnify SEI for up to \$3.4 million of potential claims and expenses for the two-year period following the sale and we recorded this amount as a deferred gain on our balance sheet as of September 30, 2013 and 2012 as a result of these contingencies. In April and May 2013, we received letters from SEI asserting indemnification claims under the Master Purchase Agreement up to \$1.5 million. As of September 30, 2013, there has been no resolution to these claims. See [Note 1 - Description of Business](#) in the notes to the consolidated financial statements for additional disclosures related to this asset sale.

**Legal Proceedings:** We are subject to various legal proceedings, claims, and litigation, either asserted or unasserted that arise in the ordinary course of business. While the outcome of these matters is currently not determinable, we do not expect the resolution of these matters will have a material adverse effect on our business, financial position, results of operations, or cash flows. However, the results of these matters cannot be predicted with certainty. Professional legal fees are expensed when incurred. We accrue for contingent losses when such losses are probable and reasonably estimable. In May 2012, we reached a confidential settlement regarding certain outstanding litigation in exchange for a release of claims. The settlement resulted in a charge of \$1.0 million in our statement of operations and comprehensive income (loss) and was paid during the three months ended June 30, 2012. In the event that estimates or assumptions prove to differ from actual results, adjustments are made in subsequent periods to reflect more current information. Should we fail to prevail in any legal matter or should several legal matters be resolved against the Company in the same reporting period, then the financial results of that particular reporting period could be materially affected.

a) Intellectual Property Lawsuits

We protect our proprietary technology by applying for patents where appropriate and, in other cases, by preserving the technology, related know-how and information as trade secrets. The success and competitive position of our product lines are impacted by our ability to obtain intellectual property protection for our research and development efforts. We have, from time to time, exchanged correspondence with third parties regarding the assertion of patent or other intellectual property rights in connection with certain of our products and processes.

Additionally, on September 11, 2006, we filed a lawsuit against Optium Corporation, currently part of Finisar Corporation (Optium) in the U.S. District Court for the Western District of Pennsylvania for patent infringement of certain patents associated with our Fiber Optics segment. On March 28, 2011, we received a cash payment of approximately \$2.6 million in satisfaction of the judgment for damages that we were previously awarded, net of legal fees which were incurred on a contingency basis. The patent infringement award was recorded as a gain and included within litigation settlements on the consolidated statement of operations and comprehensive loss.

b) Avago-related Litigation

On December 5, 2008, we were served with a complaint by Avago Technologies filed in the United States District Court for the Northern District of California, San Jose Division alleging infringement of two patents by our VCSEL products. (Avago Technologies Singapore et al., EMCORE Corporation, et al., Case No.: C08-5394 EMC) (the "N.D. CA Patent Case"). This case was stayed and recommenced following completion of the ITC case described below. In April 2012, Avago amended its complaint to include additional patents and claims. Avago and the Company agreed to mediate, and as a result of that mediation held on May 10, 2012, the Company and Avago agreed to a confidential settlement agreement for a one-time payment by the Company in exchange for a full release of all claims against the Company relating to the N.D. CA Patent Case, including claims made in the amended complaint.

On March 5, 2009, we were notified that, based on a complaint filed by Avago alleging the same patent infringement that formed the basis of the complaint previously filed in the Northern District of California, the U.S. International Trade Commission (the "ITC") had determined to begin an investigation titled "In the Matter of Certain Optoelectronic Devices, Components Thereof and Products Containing the Same", Inv. No. 337-TA-669. This matter was tried before an administrative law judge of the ITC in November 2009.

On July 12, 2010, the ITC issued its final determination, as well as a limited exclusion order and cease and desist order directed to our infringing products which prohibits importation of those products into the United States. Those remedial orders were reviewed by the President of the United States and his decision to approve those orders was issued on September 10, 2010, thereby prohibiting further importation of the infringing products. We appealed the ITC's decision, and on November 14, 2011, the Court of Appeals affirmed the ITC's determination.

c) Green and Gold-related litigation

On December 23, 2008, Plaintiffs Maurice Prissert and Claude Prissert filed a purported stockholder class action (the "Prissert Class Action") pursuant to Federal Rule of Civil Procedure 23 allegedly on behalf of a class of Company shareholders against the Company and certain of its present and former directors and officers (the "Individual Defendants") in the United States District Court for the District of New Mexico captioned, *Maurice Prissert and Claude Prissert v. EMCORE Corporation, Adam Gushard, Hong Q. Hou, Reuben F. Richards, Jr., David Danzilio and Thomas Werthan, Case No. 1:08cv1190 (D.N.M.)*. The Complaint alleges that the Company and the Individual Defendants violated certain provisions of the federal securities laws, including Section 10(b) of the Exchange Act, arising out of the Company's disclosure regarding its customer Green and Gold Energy ("GGE") and the associated backlog of GGE orders with the Company's Photovoltaics business segment. The Complaint in the Prissert Class Action seeks, among other things, an unspecified amount of compensatory damages and other costs and expenses associated with the maintenance of the action. On or about February 12, 2009, a second purported stockholder class action (*Mueller v. EMCORE Corporation et al., Case No. 1:09cv 133 (D.N.M.)*) (the "Mueller Class Action"), together with the Prissert Class Action, the "Class Actions") was filed in the United States District Court for the District of New Mexico against the same defendants named in the Prissert Class Action, based on substantially the same facts and circumstances, containing substantially the same allegations and seeking substantially the same relief.

## Table of Contents

On September 25, 2009, the court issued an order consolidating both the Prissert and Mueller class actions into one consolidated proceeding, but denied plaintiffs motions for appointment of a lead plaintiff or lead plaintiff's counsel. On July 15, 2010, the court appointed IBEW Local Union No. 58 Annuity Fund to serve as lead plaintiff ("IBEW"), but denied, without prejudice, IBEW's motion to appoint lead counsel. On August 24, 2010, IBEW filed a renewed motion for appointment as lead plaintiff and for approval of its selection of counsel. IBEW filed a renewed motion for appointment of counsel on May 13, 2011 which we did not oppose. By Order dated September 30, 2011, the court appointed counsel to act on behalf of the purported class. On November 14, 2011, the plaintiffs filed a Consolidated Amended Complaint, again alleging violations of the federal securities laws arising out of the Company's disclosure regarding its customer GGE and the associated backlog of GGE orders with the Company's Photovoltaics business segment (the "Amended Complaint"). We filed a motion to dismiss the Amended Complaint on January 9, 2012, and on September 28, 2012, the court ruled in our favor. On November 9, 2012, we entered into a stipulation and agreement with the lead class representative, pursuant to which the parties agreed to release each other from all claims related to the matter and not to appeal the dismissal of the Amended Complaint, effectively ending this litigation.

On January 23, 2009, Plaintiff James E. Stearns filed a purported stockholder derivative action (the "Stearns Derivative Action") on behalf of the Company against the Individual Defendants, as well as the Company as nominal defendant in the Superior Court of New Jersey, Atlantic County, Chancery Division (*James E. Stearns, derivatively on behalf of EMCORE Corporation v. Thomas J. Russell, Robert Bogomolny, Charles Scott, John Gillen, Reuben F. Richards, Jr., Hong Q. Hou, Adam Gushard, David Danzilio and Thomas Werthan, Case No. Atl-C-10-09*). This action is based on essentially the same factual contentions as the Prissert Class Action, and alleges that the Individual Defendants engaged in improprieties and violations of law in connection with the reporting of the GGE backlog. The Stearns Derivative Action seeks several forms of relief, allegedly on behalf of the Company, including, among other things, damages, equitable relief, corporate governance reforms, an accounting of, rescission of, restitution of, and costs and disbursements of the lawsuit.

On March 11, 2009, Plaintiff Gary Thomas filed a second purported shareholder derivative action (the "Thomas Derivative Action"; together with the Stearns Derivative Action, the "Derivative Actions") in the U.S. District Court for the District of New Mexico against the Company and certain of the Individual Defendants (*Gary Thomas, derivatively on behalf of EMCORE Corporation v. Thomas J. Russell, Robert Bogomolny, Charles Scott, John Gillen, Reuben F. Richards, Jr., Hong Q. Hou, and EMCORE Corporation, Case No. 1:09-cv-00236, (D.N.M.)*). The Thomas Derivative Action makes substantially the same allegations as the Stearns Derivative Action and seeks essentially the same relief.

The Stearns Derivative Action and the Thomas Derivative action were consolidated before a single judge in Somerset County, New Jersey.

Based on the dismissal of the Class Actions, on December 5, 2012, we entered into a stipulation and agreement whereby the plaintiffs in the Derivative Actions agreed to dismiss their claims with prejudice, effectively ending the Derivative Actions and the last remaining Green and Gold-related litigation. No payment was made in connection with the dismissal of the Class Actions or the Derivative Actions.

#### d) Nichia Corporation

On October 8, 2013, we were served with a complaint filed by Nichia Corporation in the United States District Court for the Eastern District of Texas, alleging patent infringement by one of our broadband products, unspecified monetary damages and injunctive relief (*Nichia Corporation v. EMCORE Corporation, Case No.: 2-13-CV480*). We asked for and received a 45-day extension to answer the complaint, and are investigating the allegations. We will vigorously defend ourselves against the plaintiff's claims.

#### **NOTE 15. Equity**

##### Stock Sales

During August 2012, we filed a shelf registration statement on Form S-3 with the SEC pursuant to which we may, from time to time, sell up to an aggregate of \$50 million of our common or preferred stock, warrants or debt securities. On August 23, 2012, the registration statement was declared effective by the SEC, which will allow us to access the capital markets for the three year period following this effective date. On October 3, 2012, we sold 1,832,410 shares of common stock for net proceeds of \$9.5 million. In addition, on September 18, 2013, we sold 2,875,000 shares of common stock for net proceeds of \$11.7 million.

##### Equity Plans

We provide long-term incentives to eligible officers, directors, and employees in the form of equity-based awards. We maintain three equity incentive compensation plans, collectively described below as our Equity Plans:

- the 2000 Stock Option Plan (2000 Plan),
- the 2010 Equity Incentive Plan (2010 Equity Plan),
- the 2012 Equity Incentive Plan (2012 Equity Plan).

The 2000 Plan expired in February 2010 and no additional shares are available for grant under this plan. However certain stock options issued under the 2000 Plan are still outstanding and exercisable.

The total number of stock-based awards that may be granted under the 2010 Equity Plan is 1,750,000 stock-based awards.

In March 2012, our shareholders approved the 2012 Equity Plan at our 2012 Shareholder Annual Meeting and authorized the reservation of 1,000,000 shares of EMCORE common stock for issuance under the 2012 Equity Plan. Employees, non-employee directors, and consultants of EMCORE and its subsidiaries are eligible to receive awards of EMCORE common stock, stock options, stock appreciation rights, restricted stock, restricted stock units, performance units, or stock purchase rights at the Compensation Committee's discretion.

We issue new shares of common stock to satisfy awards issued under our Equity Plans.

#### Stock Options

Most of our stock options vest and become exercisable over a four to five year period and have a contractual life of 10 years. Certain stock options awarded are intended to qualify as incentive stock options pursuant to Section 422A of the Internal Revenue Code.

The following table summarizes stock option activity under the Equity Plans for our fiscal year ended September 30, 2013:

	Number of Shares	Weighted Average Exercise Price	Weighted Average Remaining Contractual Life (in years)	Aggregate Intrinsic Value (*) (in thousands)
Outstanding as of September 30, 2012	2,032,215	\$17.76		
Granted	84,000	\$4.46		
Exercised	(78,690)	\$4.93		\$ 94
Forfeited	(67,192)	\$7.04		
Expired	(224,385)	\$20.34		
Outstanding as of September 30, 2013	1,745,948	\$17.78	4.34	
Exercisable as of September 30, 2013	1,535,077	\$19.56	3.81	\$ 43
Vested and expected to vest as of September 30, 2013	1,711,395	\$18.04	4.26	\$ 110

(\*) Intrinsic value for stock options represents the "in-the-money" portion or the positive variance between a stock option's exercise price and the underlying stock price. For the fiscal years ended September 30, 2012 and 2011, the intrinsic value of options exercised was \$12,000 and \$218,000, respectively.

As of September 30, 2013, there was approximately \$0.6 million of unrecognized stock-based compensation expense, net of estimated forfeitures, related to non-vested stock options granted under the Equity Plans which is expected to be recognized over an estimated weighted average life of 3.1 years.

Valuation Assumptions

The fair value of each stock option grant was estimated on the date of grant using the Black-Scholes option valuation model, adhering to the straight-line attribution approach using the following weighted-average assumptions, of which the expected term and stock price volatility rate are highly subjective:

	For the Fiscal Years Ended September 30,		
	2013	2012	2011
<b>Black-Scholes weighted average assumptions:</b>			
Expected dividend rate	—%	—%	—%
Expected stock price volatility rate	96.7%	101.8%	99.4%
Risk-free interest rate	1.2%	0.8%	1.4%
Expected term (in years)	6.0	5.4	4.9
<b>Weighted average grant date fair value per share of stock options granted:</b>	\$ 3.45	\$ 3.54	\$ 4.44

*Expected Dividend Yield:* The Black-Scholes valuation model calls for a single expected dividend rate as an input. We have not issued any dividends.

*Expected Stock Price Volatility Rate:* The fair values of stock-based payments were valued using the Black-Scholes valuation method with a volatility factor based on our historical common stock prices.

*Risk-Free Interest Rate:* The risk-free interest rate used in the Black-Scholes valuation method was based on the implied yield that was currently available on U.S. Treasury zero-coupon notes with an equivalent remaining term. Where the expected term of stock-based awards do not correspond with the terms for which interest rates are quoted, we performed a straight-line interpolation to determine the rate from the available maturities.

*Expected Term:* Expected term represents the period that our stock-based awards are expected to be outstanding and was determined based on historical experience of similar awards, giving consideration to the contractual terms of the stock-based awards, vesting schedules and expectations of future employee behavior as influenced by changes to the terms of its stock-based awards.

*Estimated Pre-vesting Forfeitures:* We are required to estimate forfeitures at the time of grant and revise those estimates in subsequent periods if actual forfeitures differ from those estimates. We use historical data to estimate pre-vesting option forfeitures and record stock-based compensation expense only for those awards that are expected to vest. If we use different assumptions for estimating stock-based compensation expense in future periods or if actual forfeitures differ materially from our estimated forfeitures, the change in our non-cash stock-based compensation expense could adversely affect our results of operations.

Restricted Stock

Restricted stock awards (RSAs) and restricted stock units (RSUs) granted under the 2010 Equity Plan and 2012 Equity Plan typically vest over 3 years and are subject to forfeiture if employment terminates prior to the lapse of the restrictions. RSAs are considered issued and outstanding shares on the grant date and have the same dividend and voting rights as other common stock. RSUs are not considered issued or outstanding common stock until they vest.

The following table summarizes the activity related to RSAs and RSUs:

Restricted Stock Activity	Restricted Stock Awards		Restricted Stock Units	
	Number of Shares	Weighted Average Grant Date Fair Value	Number of Shares	Weighted Average Grant Date Fair Value
Non-vested as of September 30, 2012	216,703	\$5.83	700,043	\$4.44
Granted	—	—	530,700	\$4.63
Vested	(106,797)	\$5.83	(256,390)	\$4.59
Forfeited	(10,345)	\$5.68	(119,425)	\$4.48
Non-vested as of September 30, 2013	99,561	\$5.84	854,928	\$4.51

**Restricted stock awards:** As of September 30, 2013, there was approximately \$0.2 million of remaining unamortized stock-based compensation expense, net of estimated forfeitures, associated with RSAs, which will be expensed over a weighted average remaining service period of approximately 0.3 years.

**Restricted stock units:** As of September 30, 2013, there was approximately \$2.4 million of remaining unamortized stock-based compensation expense, net of estimated forfeitures, associated with RSUs, which will be expensed over a weighted average remaining service period of approximately 1.8 years. The 0.9 million outstanding non-vested RSUs have an aggregate intrinsic value of approximately \$3.8 million and a weighted average remaining contractual term of 1.1 years. Of the 0.9 million outstanding non-vested RSUs, approximately 0.8 million RSUs are expected to vest and have an aggregate intrinsic value of approximately \$3.4 million and a weighted average remaining contractual term of 1.0 years.

**Stock-based compensation**

The effect of recording stock-based compensation expense was as follows:

Stock-based Compensation Expense - by award type <i>(in thousands)</i>	For the Fiscal Years Ended September 30,		
	2013	2012	2011
Employee stock options	\$ 495	\$ 2,563	\$ 5,147
Restricted stock awards and units	2,006	3,211	557
Employee stock purchase plan	501	666	600
401(k) match in common stock	1,041	1,034	935
Outside director fees in common stock	166	282	189
Total stock-based compensation expense	\$ 4,209	\$ 7,756	\$ 7,428

Stock-based Compensation Expense - by expense type <i>(in thousands)</i>	For the Fiscal Years Ended September 30,		
	2013	2012	2011
Cost of revenue	\$ 1,143	\$ 1,566	\$ 1,412
Selling, general, and administrative	1,754	3,889	3,927
Research and development	1,312	2,301	2,089
Total stock-based compensation expense	\$ 4,209	\$ 7,756	\$ 7,428

For the fiscal years ended September 30, 2013 and 2011, total stock-based compensation expense does not agree with the amount listed on our statement of shareholders' equity primarily due to the timing difference between the expense accrued and the issuance of common stock for the payment of outside director fees and our 401(k) company match. For the fiscal year ended September 30, 2012, total stock-based compensation expense did not agree with the amount listed on our statement of shareholders' equity primarily due to compensation of \$0.3 million related to the acceleration of restricted stock expense related to the sale of our Fiber Optics segment that was reported as a reduction of the gain on sale of assets and a timing difference between expense accrued and issuance of common stock for the payment of outside director fees.



## [Table of Contents](#)

### Capital Stock

Our authorized capital stock consists of 50 million shares of common stock, no par value, and 5,882,000 shares of preferred stock, \$0.0001 par value. As of September 30, 2013, we had 30.0 million shares of common stock issued and outstanding. There were no shares of preferred stock issued or outstanding as of September 30, 2013.

### Warrants

As of September 30, 2013 and 2012, warrants representing 400,001 and 750,011 shares of our common stock were outstanding.

On February 20, 2008, in conjunction with a private placement transaction, we issued warrants representing the right to purchase up to an aggregate of 350,010 shares of common stock (2008 Warrants). On October 1, 2009, we entered into an equity line financing facility with Commerce Court Small Cap Value Fund, Ltd. wherein we issued three warrants representing the right to purchase up to an aggregate of 400,001 shares of common stock, (2009 Warrants, and together with the 2008 Warrants, the 2008 and 2009 Warrants). See [Note 4 - Fair Value Accounting](#) for additional information related to the valuation of our warrants.

Prior to January 1, 2011, the 2008 Warrants were classified as equity instruments. During the quarter ended March 31, 2011, we determined that the 2008 Warrants should have been accounted for as a liability since these warrants met the definition of a derivative instrument and did not qualify for equity classification. During the three months ended March 31, 2011, we adjusted common stock and accumulated deficit, both equity-related accounts, by \$8,218,000 and \$8,022,000, respectively, and recorded the liability related to the fair value of the warrants as of January 1, 2011 of \$196,000 to correct the initial accounting treatment of the warrants from equity to liability accounting as an out-of-period adjustment. The 2008 and 2009 Warrants are reported as a current liability since these warrant agreements include a fundamental transaction clause whereby, in the event that another person becomes the beneficial owner of 50% of the outstanding shares of the Company's common stock, and if other conditions are met, we may be required to purchase the warrants from the holders by paying cash in an amount equal to the Black-Scholes value of the remaining unexercised portion of the warrants on the date of such fundamental transaction.

### Private Placement

On May 31, 2011, we completed an equity private placement transaction with Shanghai Di Feng Investment Co. Ltd. pursuant to which we sold 1,101,901 shares of our common stock for approximately \$9.7 million. We used the proceeds from this private placement for general corporate purposes.

### 401(k) Plan

We have a savings plan that qualifies as a deferred salary arrangement under Section 401(k) of the Internal Revenue Code. Under this savings plan, participating employees may defer a portion of their pretax earnings, up to the Internal Revenue Service annual contribution limit. All employer contributions are made in common stock. For the fiscal years ended September 30, 2013, 2012 and 2011, we contributed approximately \$1.0 million, \$1.0 million and \$0.9 million, respectively, in common stock to the savings plan.

### Employee Stock Purchase Plan

We maintain an Employee Stock Purchase Plan (ESPP) that provides employees an opportunity to purchase common stock through payroll deductions. The ESPP is a 6-month duration plan with new participation periods beginning on February 25 and August 26 of each year. The purchase price is set at 85% of the average high and low market price of our common stock on either the first or last day of the participation period, whichever is lower, and contributions are limited to the lower of 10% of an employee's compensation or \$25,000. At the 2012 Annual Meeting, our shareholders approved an amendment to the ESPP that increased the total number of shares of common stock on which options may be granted under the ESPP to 2,250,000 shares. We issue new shares of common stock to satisfy the issuance of shares under this stock-based compensation plan. Common stock issued under the ESPP during the fiscal years ended September 30, 2013, 2012, and 2011 totaled 344,000 and 250,000, 359,000 shares, respectively. As of September 30, 2013, the total amount of common stock issued under the ESPP totaled 1,813,816 shares.

### Officer and Director Share Purchase Plan

On January 21, 2011, the Compensation Committee of the Board approved an Officer and Director Share Purchase Plan, or ODPP, which allows executive officers and directors to purchase shares of our common stock at fair market value in lieu of salary or, in the case of directors, director fees. Eligible individuals may voluntarily participate in the ODPP by authorizing payroll deductions or, in the case of directors, deductions from director fees for the purpose of purchasing common stock. Elections to participate in the ODPP may only be made during open trading windows under our insider trading policy when the participant does not otherwise possess material non-public information concerning the Company. The Board of Directors has authorized 125,000 shares to be made available for purchase by officers and directors under the ODPP. Common stock issued

[Table of Contents](#)

under the ODPF during the fiscal years ended September 30, 2013, 2012, and 2011 totaled 4,500, 21,000 and 9,000, shares, respectively.

Income (Loss) Per Share.

The following table sets forth the computation of basic and diluted net income (loss) per share:

<b>Basic and Diluted Net Income (Loss) Per Share</b> <i>(in thousands, except per share)</i>	<b>For the Fiscal Years Ended September 30,</b>		
	<b>2013</b>	<b>2012</b>	<b>2011</b>
Numerator - Net income (loss)	\$ 4,988	\$ (39,171)	\$ (34,219)
Less: Undistributed earnings allocated to participating securities	(26)	—	—
Undistributed earnings allocated to common shareholders for basic net income (loss) per share	\$ 4,962	\$ (39,171)	\$ (34,219)
Undistributed earnings allocated to common shareholders for diluted net income (loss) per share	\$ 4,962	\$ (39,171)	\$ (34,219)
Denominator:			
Denominator for basic net income (loss) per share - weighted average shares outstanding	26,531	23,559	22,228
Dilutive options outstanding, unvested stock units and ESPP	281	—	—
Denominator for diluted net income (loss) per share - adjusted weighted average shares outstanding	26,812	23,559	22,228
Basic net income (loss) per share	\$ 0.19	\$ (1.66)	\$ (1.54)
Diluted net income (loss) per share	\$ 0.19	\$ (1.66)	\$ (1.54)
Weighted average antidilutive options, unvested restricted stock units and awards, warrants and ESPP shares excluded from the computation	2,391	3,999	3,333
Average market price of common stock	\$ 4.64	\$ 4.44	\$ 7.64

The antidilutive stock options and unvested stock were excluded from the computation of diluted net income (loss) per share due to the assumed proceeds from the award's exercise or vesting being greater than the average market price of the common shares or due to the Company incurring a net loss for the periods presented.

Future Issuances

As of September 30, 2013, we had common stock reserved for the following future issuances:

<b>Future Issuances</b>	<b>Number of Common Stock Shares Available for Future Issuances</b>
Exercise of outstanding stock options	1,745,948
Unvested restricted stock units	854,928
Purchases under the employee stock purchase plan	433,958
Issuance of stock-based awards under the Equity Plans	608,395
Exercise of outstanding warrants	400,001
Purchases under the officer and director share purchase plan	90,323
Total reserved	4,133,553



**NOTE 16. Segment Data and Related Information**

We have three operating divisions within the following two reporting segments:

- **Fiber Optics:** EMCORE Digital Fiber Optics Products and EMCORE Broadband Fiber Optics Products are aggregated as a separate reporting segment, Fiber Optics. Our Fiber Optics reporting segment provides optical components, subsystems, and systems for high-speed telecommunications, cable television (CATV), and fiber-to-the-premise (FTTP) networks, as well as products for satellite communications, video transport, and specialty photonics technologies for defense and homeland security applications.
- **Photovoltaics:** EMCORE Photovoltaics is a separate reporting segment, Photovoltaics. Our Photovoltaics reporting segment provides products for both space and terrestrial solar power applications. For space solar power applications, we offer high-efficiency multi-junction solar cells, covered interconnect cells (CICs), and complete satellite solar panels. For terrestrial power applications, we offer high-efficiency GaAs solar cells for concentrating photovoltaic (CPV) power systems.

We evaluate our reportable segments pursuant to ASC 280, *Segment Reporting*. The Company's Chief Executive Officer is the chief operating decision maker and he assesses the performance of the operating segments and allocates resources to segments based on their business prospects, competitive factors, net revenue, operating results, and other non-GAAP financial ratios.

**Revenue:** The following tables set forth revenue attributable to each of our reporting segments and by geographic region with revenue assigned to geographic regions based on our customers' billing address.

<b>Segment Revenue</b>	<b>For the Fiscal Years Ended September 30,</b>		
	<b>2013</b>	<b>2012</b>	<b>2011</b>
<i>(in thousands)</i>			
Fiber Optics revenue	\$ 96,977	\$ 96,153	\$ 125,659
Photovoltaics revenue	71,170	67,628	75,269
Total revenue	\$ 168,147	\$ 163,781	\$ 200,928

<b>Revenue by Geographic Region</b>	<b>For the Fiscal Years Ended September 30,</b>		
	<b>2013</b>	<b>2012</b>	<b>2011</b>
<i>(in thousands)</i>			
United States	\$ 107,341	\$ 111,962	\$ 140,203
Asia	44,373	27,519	49,417
Europe	15,318	15,032	9,081
Other	1,115	9,268	2,227
Total revenue	\$ 168,147	\$ 163,781	\$ 200,928

Revenue by geographic location is determined based on the location of our customer.

**Impact from Thailand Flood:** In October 2011, we announced that flood waters had severely impacted the inventory and production operations of our primary contract manufacturer in Thailand. The impacted areas included certain product lines for the Telecom and Cable Television (CATV) market segments. This had a significant impact on our operations and our ability to meet customer demand for certain of our fiber optics products. Our Photovoltaics segment was not affected by the Thailand floods. See [Note 11 - Impact from Thailand Flood](#) for additional disclosures related to the impact of the Thailand flood on our operations.

**Sale of Fiber Optics-related Assets:** On May 7, 2012, we sold certain assets and transferred certain inventory purchase obligations associated with our Fiber Optics segment to SEI. See [Note 1 - Description of Business](#) for additional disclosures related to this asset sale.

[Table of Contents](#)

**Significant Customers:** For the fiscal years ended September 30, 2013, 2012, and 2011, our top 5 customers accounted for 34%, 33%, and 40%, respectively, of our annual consolidated revenue. Significant customers are defined as customers that represented greater than 10% of total consolidated revenue, by reporting segment. No single customer from the Fiber segment represented greater than 10% of our consolidated revenue for the fiscal year ended September 30, 2013, 2012 and 2011.

No single customer from the Photovoltaics segment represented greater than 10% of our consolidated revenue for the fiscal year ended September 30, 2013. For the fiscal years ended September 30, 2012, and 2011, revenue from SSL represented 14%, and 11%, of our total consolidated revenue, respectively.

Revenue from Suncore represented 9% of our consolidated revenues for the fiscal year ended September 30, 2013. See [Note 17 - Suncore Joint Venture](#) for additional disclosures related to the Suncore revenues.

**Operating Income (Loss):** The following table sets forth operating income (loss) attributable to each of our reporting segments.

<b>Operating Income (Loss)</b> <i>(in thousands)</i>	<b>For the Fiscal Years Ended September 30,</b>		
	<b>2013</b>	<b>2012</b>	<b>2011</b>
Fiber Optics operating income (loss)	\$ (8,382)	\$ (26,684)	\$ (30,276)
Photovoltaics operating income (loss)	8,602	(8,941)	(2,251)
Total operating income (loss)	<u>\$ 220</u>	<u>\$ (35,625)</u>	<u>\$ (32,527)</u>

**Non-Cash Expenses:** The following tables set forth our significant non-cash expenses attributable to each of our reporting segments.

<b>Depreciation, Amortization, and Accretion Expense</b> <i>(in thousands)</i>	<b>For the Fiscal Years Ended September 30,</b>		
	<b>2013</b>	<b>2012</b>	<b>2011</b>
Fiber Optics segment	\$ 5,737	\$ 5,246	\$ 6,599
Photovoltaics segment	2,951	4,174	5,374
Total depreciation, amortization, and accretion expense	<u>\$ 8,688</u>	<u>\$ 9,420</u>	<u>\$ 11,973</u>

<b>Stock-based Compensation Expense</b> <i>(in thousands)</i>	<b>For the Fiscal Years Ended September 30,</b>		
	<b>2013</b>	<b>2012</b>	<b>2011</b>
Fiber Optics segment	\$ 2,668	\$ 4,678	\$ 4,650
Photovoltaics segment	1,541	3,078	2,778
Total stock-based compensation expense	<u>\$ 4,209</u>	<u>\$ 7,756</u>	<u>\$ 7,428</u>

[Table of Contents](#)

**Long-lived Assets:** Long-lived assets consist primarily of property, plant, and equipment and also goodwill and intangible assets. The following table sets forth long-lived assets for each of our reporting segments and our unallocated Corporate division.

Long-lived Assets (in thousands)	As of	
	September 30, 2013	September 30, 2012
Fiber Optics segment	\$ 23,804	\$ 24,209
Photovoltaics segment	40,048	40,252
Unallocated Corporate division	8,435	7,247
Long-lived assets	<u>\$ 72,287</u>	<u>\$ 71,708</u>

During the fiscal year ended September 30, 2012, we reclassified building and improvements associated with our Fiber Optics segment that was not sold as part of the asset sale to SEI to our unallocated Corporate division.

As of September 30, 2013, 2012 and 2011, approximately 80%, 86% and 93%, respectively, of our long-lived assets were located in the United States. The remaining assets are primarily located in China and Thailand.

**NOTE 17. Suncore Joint Venture**

On July 30, 2010, we entered into a joint venture agreement with San'an Optoelectronics Co., Ltd. (San'an), for the purpose of engaging in the development, manufacturing, and distribution of CPV receivers, modules, and systems for terrestrial solar power applications under a technology license from us. The joint venture, Suncore Photovoltaic Technology Co., Ltd. (Suncore), is a limited liability company under the laws of the People's Republic of China.

Initially, the total registered capital of Suncore was \$30.0 million, of which San'an contributed \$18.0 million in cash and EMCORE contributed \$12.0 million in cash. In addition, we entered into a Cooperation Agreement with an affiliate of San'an whereby we received \$8.5 million in consulting fees in exchange for the technology license and related support and strategic consulting services to Suncore, which was recorded as a reduction to our investment in Suncore resulting in a basis difference. We amortize this basis difference in our equity investment over an estimated five-year technology useful life using the straight-line amortization method.

During the three months ended December 31, 2011, Suncore increased its registered capital by recording a deemed capital distribution of \$37.0 million which was distributed and reinvested in proportion to each entity's registered capital, of which San'an was allocated \$22.2 million and EMCORE was allocated \$14.8 million. During this same period, Suncore also recorded a cash dividend of approximately \$4.1 million in proportion to each entity's registered capital of which San'an received \$2.5 million and EMCORE received \$1.6 million. We recorded the cash dividend as a reduction in our investment in Suncore. We incurred foreign income tax of approximately \$1.6 million associated with these capital distributions which is presented under the caption "income tax expense" on our statement of operations and comprehensive income (loss). EMCORE's cash dividend was equal to the foreign income tax expense incurred on the capital distributions.

In August 2011, we signed a solar rooftop CPV development agreement with Suncore pursuant to which we agreed to collaborate on the development and application of the current 500X and next-generation 1000X rooftop CPV systems. In summary, Suncore agreed to purchase joint ownership rights to rooftop CPV intellectual property and reimburse us 50% of all research and development costs incurred related to rooftop CPV solutions in exchange for joint ownership rights to the newly developed intellectual property. In addition, Suncore agreed to pay us a development fee of 20% on research and development costs billed to Suncore with a maximum development fee payout of approximately \$0.2 million. During the fiscal year ended September 30, 2012, we billed Suncore approximately \$1.0 million for research and development costs and recognized \$0.2 million in development fees. Included in prepaid expenses and other assets at September 30, 2012 is \$0.7 million of amounts billed to Suncore in fiscal year 2012 primarily for the reimbursement of research and development costs. With the agreement in August 2012 to consolidate the Company's terrestrial CPV system engineering and development efforts, for both ground mount and rooftop terrestrial CPV products, into Suncore, the collaboration on research and development costs agreement was terminated between the Company and Suncore.

In November 2011, we agreed to grant Suncore an exclusive license to use certain intellectual property and know-how, both existing and to-be-developed, related to the fabrication process and testing of terrestrial CPV solar cells on terrestrial CPV solar systems solely within the PRC, Hong Kong, Macau, and Taiwan (the licensed territory) and be able to use, market, and sell the terrestrial CPV solar cells worldwide, excluding only the United States. This licensing agreement was initially for \$2.5 million and does not include intellectual property associated with the development of space qualified or radiation hardened solar cells. Suncore has not fulfilled all the requirements necessary to initiate payment for this license; as a result, we did not record any receivables from Suncore associated with this license agreement as of September 30, 2013. In October 2013, we amended the license agreement with Suncore that provides for the license agreement to be amended from \$2.5 million to \$0.8 million. In addition, we are only required to provide ongoing support through December 31, 2013 to Suncore.

On August 5, 2012, we entered into a definitive agreement which consolidated the Company's terrestrial CPV system engineering and development efforts, for both ground mount and rooftop terrestrial CPV products, into Suncore. EMCORE employees who were engaged in terrestrial CPV product and business development, as well as key engineering, sales, and marketing personnel, were transferred to Suncore upon the closing of the agreement on September 21, 2012. Suncore funded all ongoing R&D, marketing, sales, and business development functions related to terrestrial CPV systems. We sold these assets for \$2.8 million. Included in prepaid expenses and other current assets at September 30, 2012 is the \$2.8 million sale price, which amount was collected during the three months ended December 31, 2012. EMCORE will continue to own all of its intellectual property related to solar cell technology and maintain investment activities to advance CPV solar cell performance to serve a broader customer base within the CPV industry.

During the fiscal years ended September 30, 2013 and 2012, we recorded revenue from Suncore of \$15.9 million and \$6.2 million, respectively. During the fiscal year ended September 30, 2012, we recorded a loss associated with our equity interest in the Suncore joint venture totaling \$1.2 million. There were no revenues recorded from Suncore in fiscal year 2011.

In March 2013, we sold certain solar assets and our ownership interest in Emcore Solar New Mexico ("ESNM") to Suncore for \$1.5 million and recognized the related gain of \$0.3 million during the fourth quarter of fiscal 2013.

Included in prepaid expenses and other current assets as of September 30, 2013 is \$0.3 million. The amount due from Suncore related to transaction services provided in accordance with the August 2012 definitive agreement and other smaller amounts.

In June 2013, we entered into an agreement to transfer our 40% registered ownership interest in Suncore to San'an Optoelectronics Co., Ltd. ("San'an") for a purchase price of \$4.8 million. Under the terms of the Transfer Agreement, each of the parties agreed to indemnify the other for any losses incurred as a result of either party's breach of its obligations under the Transfer Agreement. Closing was subject to customary conditions, including Chinese regulatory approvals. The payment for the purchase price was made upon the completion of the share transfer, which occurred during the fourth quarter of fiscal 2013. Upon completion of the share transfer in September 2013, the Company recognized \$3.3 million of deferred revenue from Suncore included in the financial statements as of June 30, 2013, as well as the resulting gain of \$4.8 million on our registered ownership interest.

**NOTE 18. Selected Quarterly Financial Information (unaudited)**

The following tables present our unaudited consolidated results of operations for the eight most recently ended quarters. We believe that all necessary adjustments, consisting only of normal recurring adjustments, have been included in the amounts below to present fairly the selected quarterly information when read in conjunction with the consolidated financial statements and notes included elsewhere in this Annual Report. Our results from operations vary substantially from quarter to quarter. Accordingly, the operating results for a quarter are not necessarily indicative of results for any subsequent quarter or for the full year. We have experienced and expect to continue to experience significant fluctuations in quarterly results.

**EMCORE CORPORATION**  
**Quarterly Consolidated Statements of Operations**  
**For the Fiscal Year Ended September 30, 2013**  
**(in thousands, except loss per share)**  
**(unaudited)**

	For the Three Months Ended			
	December 31, 2012	March 31, 2013	June 30, 2013	September 30, 2013
Revenue	\$ 49,306	\$ 42,277	\$ 33,473	\$ 43,091
Cost of revenue	38,358	34,444	29,429	37,718
Gross profit	10,948	7,833	4,044	5,373
Operating expenses (income):				
Selling, general, and administrative	6,904	6,771	7,039	6,705
Research and development	5,390	4,112	4,674	5,796
Flood-related insurance proceeds	(4,192)	(14,808)	—	—
Gain on sale of assets	—	(413)	—	—
Total operating expense (income)	8,102	(4,338)	11,713	12,501
Operating income (loss)	2,846	12,171	(7,669)	(7,128)
Other income (expense):				
Interest expense, net	(238)	(186)	(185)	(191)
Foreign exchange gain (loss)	101	(21)	181	95
Gain on sale of equity method investment	—	—	—	4,800
Change in fair value of financial instruments	237	(267)	373	172
Other income	—	—	17	—
Total other income (expense)	100	(474)	386	4,876
Income (loss) before income tax expense	\$ 2,946	\$ 11,697	\$ (7,283)	\$ (2,252)
Income tax expense	(120)	—	—	—
Net income (loss)	\$ 2,826	\$ 11,697	\$ (7,283)	\$ (2,252)
<b>Per share data:</b>				
Net income (loss) per basic share	\$ 0.11	\$ 0.44	\$ (0.27)	\$ (0.08)
Net income (loss) per diluted share	\$ 0.11	\$ 0.44	\$ (0.27)	\$ (0.08)
Weighted-average number of basic shares outstanding	25,977	26,310	26,609	27,158
Weighted-average number of diluted shares outstanding	26,236	26,642	26,609	27,158



**EMCORE CORPORATION**  
**Quarterly Consolidated Statements of Operations**  
**For the Fiscal Year Ended September 30, 2012**  
**(in thousands, except loss per share)**  
**(unaudited)**

	For the Three Months Ended			
	December 31, 2011	March 31, 2012	June 30, 2012	September 30, 2012
Revenue	\$ 37,451	\$ 37,780	\$ 41,062	\$ 47,488
Cost of revenue	33,983	32,404	36,677	42,891
Gross profit	3,468	5,376	4,385	4,597
Operating expenses (income):				
Selling, general, and administrative	7,480	8,365	8,758	10,258
Research and development	6,980	5,781	4,996	4,581
Impairment	—	—	1,425	—
Litigation settlements	—	—	1,050	—
Flood-related loss (recovery)	5,698	114	(293)	—
Flood-related insurance proceeds	(5,000)	—	—	(4,000)
(Gain) loss on sale of assets	—	—	(2,793)	51
Total operating expense	15,158	14,260	13,143	10,890
Operating loss	(11,690)	(8,884)	(8,758)	(6,293)
Other income (expense):				
Interest expense, net	(129)	(121)	(146)	(281)
Foreign exchange gain (loss)	89	167	(196)	(15)
Loss from equity method investment	(960)	(241)	—	—
Change in fair value of financial instruments	105	(256)	61	21
Other expense	—	—	—	—
Total other expense	(895)	(451)	(281)	(275)
Loss before income tax expense	\$ (12,585)	\$ (9,335)	\$ (9,039)	\$ (6,568)
Foreign income tax expense on capital distributions	(1,644)	—	—	—
Net loss	\$ (14,229)	\$ (9,335)	\$ (9,039)	\$ (6,568)
<b>Per share data:</b>				
Net loss per basic and diluted share	\$ (0.61)	\$ (0.40)	\$ (0.38)	\$ (0.27)
Weighted-average number of basic and diluted shares outstanding	23,476	23,529	23,686	23,892

**Report of Independent Registered Public Accounting Firm**

The Board of Directors and Stockholders  
EMCORE Corporation:

We have audited the accompanying consolidated balance sheets of EMCORE Corporation and subsidiaries (the Company) as of September 30, 2013 and 2012, and the related consolidated statements of operations and comprehensive income (loss), shareholders' equity, and cash flows for each of the years in the three-year period ended September 30, 2013. These consolidated financial statements are the responsibility of the Company's management. Our responsibility is to express an opinion on these consolidated financial statements based on our audits.

We conducted our audits in accordance with the standards of the Public Company Accounting Oversight Board (United States). Those standards require that we plan and perform the audit to obtain reasonable assurance about whether the financial statements are free of material misstatement. An audit includes examining, on a test basis, evidence supporting the amounts and disclosures in the financial statements. An audit also includes assessing the accounting principles used and significant estimates made by management, as well as evaluating the overall financial statement presentation. We believe that our audits provide a reasonable basis for our opinion.

In our opinion, the consolidated financial statements referred to above present fairly, in all material respects, the financial position of EMCORE Corporation and subsidiaries as of September 30, 2013 and 2012, and the results of their operations and their cash flows for each of the years in the three-year period ended September 30, 2013, in conformity with U.S. generally accepted accounting principles.

We also have audited, in accordance with the standards of the Public Company Accounting Oversight Board (United States), the Company's internal control over financial reporting as of September 30, 2013, based on criteria established in Internal Control - Integrated Framework (1992) issued by the Committee of Sponsoring Organizations of the Treadway Commission (COSO), and our report dated December 6, 2013, expressed an unqualified opinion on the effectiveness of the Company's internal control over financial reporting.

**/s/ KPMG LLP**

KPMG LLP  
Albuquerque, New Mexico  
December 6, 2013

**ITEM 9. Changes in and Disagreements with Accountants on Accounting and Financial Disclosure**

None.

**ITEM 9A. Controls and Procedures**

**a. Evaluation of Disclosure Controls and Procedures**

Our management, with the participation of our Chief Executive Officer, our Chief Financial Officer and our principal accounting officer, evaluated the effectiveness of our disclosure controls and procedures (as defined in Rules 13a–15(e) and 15d–15(e) of the Exchange Act) as of the end of the period covered by this Annual Report on Form 10–K. Based on this evaluation, our Chief Executive Officer, Chief Financial Officer and our principal accounting officer concluded that our disclosure controls and procedures were effective as of the end of the period covered by this report.

**b. Management's Annual Report on Internal Control over Financial Reporting**

Our management is responsible for establishing and maintaining adequate internal control over financial reporting, as such term is defined in Exchange Act Rules 13a–15(f) and 15d–15(f). Under the supervision of our Chief Executive Officer and Chief Financial Officer and with the participation of our management, we conducted an evaluation of the effectiveness of our internal control over financial reporting as of September 30, 2013 based on the framework in Internal Control Integrated Framework (1992) issued by the Committee of Sponsoring Organizations of the Treadway Commission (“COSO”). Based on that evaluation, our management concluded that our internal control over financial reporting was effective as of September 30, 2013.

**c. Changes in Internal Control over Financial Reporting**

There were no changes in the Company's internal control over financial reporting during the quarter ended September 30, 2013 that have materially affected, or are reasonably likely to materially affect, the Company's internal control over financial reporting.

The effectiveness of our internal control over financial reporting as of September 30, 2013, has been audited by KPMG LLP, our independent registered public accounting firm, as stated in their report which is included as follows.

**Report of Independent Registered Public Accounting Firm**

The Board of Directors and Stockholders  
EMCORE Corporation:

We have audited EMCORE Corporation's internal control over financial reporting as of September 30, 2013, based on criteria established in Internal Control - Integrated Framework (1992) issued by the Committee of Sponsoring Organizations of the Treadway Commission (COSO). EMCORE Corporation's management is responsible for maintaining effective internal control over financial reporting and for its assessment of the effectiveness of internal control over financial reporting, included in the accompanying Management's Annual Report on Internal Control over Financial Reporting. Our responsibility is to express an opinion on the Company's internal control over financial reporting based on our audit.

We conducted our audit in accordance with the standards of the Public Company Accounting Oversight Board (United States). Those standards require that we plan and perform the audit to obtain reasonable assurance about whether effective internal control over financial reporting was maintained in all material respects. Our audit included obtaining an understanding of internal control over financial reporting, assessing the risk that a material weakness exists, and testing and evaluating the design and operating effectiveness of internal control based on the assessed risk. Our audit also included performing such other procedures as we considered necessary in the circumstances. We believe that our audit provides a reasonable basis for our opinion.

A company's internal control over financial reporting is a process designed to provide reasonable assurance regarding the reliability of financial reporting and the preparation of financial statements for external purposes in accordance with generally accepted accounting principles. A company's internal control over financial reporting includes those policies and procedures that (1) pertain to the maintenance of records that, in reasonable detail, accurately and fairly reflect the transactions and dispositions of the assets of the company; (2) provide reasonable assurance that transactions are recorded as necessary to permit preparation of financial statements in accordance with generally accepted accounting principles, and that receipts and expenditures of the company are being made only in accordance with authorizations of management and directors of the company; and (3) provide reasonable assurance regarding prevention or timely detection of unauthorized acquisition, use, or disposition of the company's assets that could have a material effect on the financial statements.

Because of its inherent limitations, internal control over financial reporting may not prevent or detect misstatements. Also, projections of any evaluation of effectiveness to future periods are subject to the risk that controls may become inadequate because of changes in conditions, or that the degree of compliance with the policies or procedures may deteriorate.

In our opinion, EMCORE Corporation maintained, in all material respects, effective internal control over financial reporting as of September 30, 2013, based on criteria established in Internal Control — Integrated Framework (1992) issued by the Committee of Sponsoring Organizations of the Treadway Commission.

We also have audited, in accordance with the standards of the Public Company Accounting Oversight Board (United States), the consolidated balance sheets of EMCORE Corporation and subsidiaries as of September 30, 2013 and 2012, and the related consolidated statements of operations and comprehensive income (loss), shareholders' equity and cash flows for each of the years in the three-year period ended September 30, 2013, and our report dated December 6, 2013 expressed an unqualified opinion on those consolidated financial statements.

**/s/ KPMG LLP**

KPMG LLP  
Albuquerque, New Mexico  
December 6, 2013

## **ITEM 9B. Other Information**

The Company entered into an Agreement (the "Settlement Agreement"), dated as of December 4, 2013, with the Shareholder Group with respect to the Shareholder Group's previously filed Schedule 13D with the SEC, which indicated that the Shareholder Group owned approximately 8.6% of our outstanding common stock and intended to nominate directors at the Company's 2014 Annual Meeting of Shareholders (the "2014 Annual Meeting"), and related matters.

### **Changes to the Board of Directors**

On December 3, 2013, Dr. Thomas Russell irrevocably tendered to the Board notice of his decision not stand for re-election to the Board at the 2014 Annual Meeting. Separately, on December 3, 2013, John Gillen irrevocably tendered to the Board notice of his decision to retire at the 2014 Annual Meeting.

On December 3, 2013, Reuben F. Richards, the Chairman of the Board, has been re-appointed to the Board's as a Class C director. Mr. Richards was formerly a Class A director. Mr. Richards also informed the Company on December 3, 2013 that he would not stand for re-election at the Company's 2015 Annual Meeting of Shareholders (the "2015 Annual Meeting") and that he will step down as Chairman of the Board at the 2014 Annual Meeting but will remain Chairman Emeritus until the 2015 Annual Meeting, at which time he will step down from the Board.

### **Appointment of Directors**

Pursuant to the Settlement Agreement, effective as of December 9, 2013, the Board was expanded from eight to eleven directors, and Mr. Becker and Gerald Fine were each appointed as Class A directors with terms expiring at the 2014 Annual Meeting, and Stephen Domenik was appointed as a Class C Director with a term expiring at the Company's 2015 Annual Meeting of Shareholders (the "2015 Annual Meeting") to fill the new vacancies.

*Steven R. Becker.* Mr. Becker has been a partner at Becker Drapkin Management since 2004. Mr. Becker currently serves on the Board of Tuesday Morning, a national close-out retailer, Pixelworks, Inc., a semiconductor company, and Special Diversified Opportunities. Mr. Becker previously served on the board of directors of Plato Learning, Inc., a provider of education services and training, Ruby Tuesday, Inc., the operator of a chain of casual dining restaurants, and Hot Topic, Inc., a national retailer. Mr. Becker holds a B.A. from Middlebury College and a J.D. from the University of Florida.

*Gerald Fine.* Mr. Fine has been a Professor of Practice and Director at the Engineering Innovation Center of Boston University since 2012. From 2008 to 2011, Mr. Fine was President and CEO of Schott North America and led operations of all Schott AG businesses in North America, including solar, pharmaceutical packaging, electronic packaging, and lighting and imaging and advanced materials. Mr. Fine also served as Executive Vice President, Photonic Technologies for Corning Incorporated. Mr. Fine previously served on the Board of Directors of CyOptics, Inc., a semiconductor laser manufacturer for telecom applications, Crystal IS, Inc., a UV LED substrate manufacturer, Kotura, Inc., a provider of silicon components for datacom and telecom, and Pixtronix, Inc., a provider of low-cost displays for portable devices. Mr. Fine holds a B.A. from Amherst College and Ph.D from California Institute of Technology.

*Stephen Domenik.* Mr. Domenik has been a General Partner with Sevin Rosen Funds, a venture capital firm, since 1995. Mr. Domenik was appointed to the Board of Directors of MoSys, Inc. in June 2012, a publicly traded IP-rich fabless semiconductor company, and currently sits on the boards of various private companies. Mr. Domenik previously served on the Board of Directors of NetLogic Microsystems, Inc., a publicly traded fabless semiconductor company, from January 2001 until it was acquired by Broadcom Corporation in February 2012. During his tenure at Sevin Rosen Funds, Mr. Domenik led numerous investments in private companies. Mr. Domenik holds a B.S. in Physics and M.S.E.E. from the University of California at Berkeley.

Messrs. Becker, Fine, and Domenik will be entitled to receive the same compensation as our other non-employee directors.

### **Other Agreements Regarding the Board**

In connection with the 2014 Annual Meeting, the Company has agreed that:

- Thomas Russell will not stand for re-election to the Board;
- John Gillen will resign from the Board effective as of the conclusion of the 2014 Annual Meeting; and

- the Board and the Nominating Committee shall nominate Mr. Becker and Mr. Fine for election to the Board as Class A directors at the 2014 Annual Meeting and to the extent required by applicable law, Mr. Domenik and Mr. Richards as Class C directors at the 2014 Annual Meeting. Following the 2014 Annual Meeting, the Company has agreed to elect a new Chairman of the Board, other than the existing Chairman, that is mutually agreed upon by the Company and the Shareholder Group.

Effective December 4, 2013, Reuben Richards has been re-designated from a Class A Director to a Class C Director, whose term shall now expire at the Company's 2015 Annual Meeting of Shareholders. Mr. Richards will step down as Chairman of the Board at the 2014 Annual Meeting and will not stand for re-election to the Board at the 2015 Annual Meeting.

The Company has agreed that the Board and the Nominating Committee shall nominate Domenik for election to the Board as a Class C director at the 2015 Annual Meeting. If prior to the 2015 Annual Meeting, any of Messrs. Becker, Fine or Domenik is unable or unwilling to serve as a director, the Shareholder Group has the right to nominate a replacement director.

The Company has agreed that the Board and the Nominating Committee shall nominate Domenik for election to the Board as a director at the 2015 Annual Meeting and that, prior to the conclusion of the 2015 Annual Meeting, the Company will opt not to increase the size of the Board except as necessary to comply with the terms of the Settlement Agreement and not to fill the vacancies created by Thomas Russell and John Gillen resigning or not standing for re-election, except and to the extent required by applicable law, the Company will nominate Mr. Domenik and Mr. Richards as Class C directors for election at the 2014 Annual Meeting. If prior to the 2015 Annual Meeting, Messrs. Becker, Domenik and Fine are unable or unwilling to serve as a director, the Shareholder Group and the Company will agree on a replacement director.

#### **Strategy Committee and Committee Memberships**

Pursuant to the Settlement Agreement, the Board designed a Strategy Committee, to evaluate strategic opportunities for the Company in order to enhance shareholder value.

The Company has agreed that from and after the 2014 Annual Meeting until the 2015 Annual Meeting:

- the Strategy Committee shall be comprised of no more than four members, three of whom shall be independent directors within the meaning of the NASDAQ listing standards,
- Mr. Becker shall be a member and the Chairman of the Strategy Committee and Reuben Richards (for so long as he serves as a member of the Board, unless otherwise determined by the Board) and one of the other new directors shall also be members of the Strategy Committee,
- each of the Audit Committee, Compensation Committee and Technology and Strategy Committee of the Board shall have no more than four members each and at least one of the new directors shall be a member, and
- the Nominating Committee of the Board shall have no more than four members, and another of whom shall be another new director.

#### **Standstill Provisions**

Subject to the terms of the Settlement Agreement, the Shareholder Group has agreed that, from the date of the Letter Agreement through the conclusion of the 2015 Annual Meeting (the "Standstill Period"), each member of the Shareholder Group will not (and will cause each of such person's respective affiliates, associates, and agents and other persons acting on his or its behalf not to), directly or indirectly, engage in certain actions, including:

- acquire beneficial ownership in excess of 15% of the outstanding shares of our common stock, other than the acquisition of equity-based compensation pursuant to resulting from the service of directors who are members of the Shareholder Group and the exercise of any options or conversion of any convertible securities comprising such equity-based compensation;
- submit any shareholder proposal or any notice of nomination or other business for consideration, or nominate any candidate for election to the Board or oppose the directors nominated by the Board, other than as expressly permitted by the Settlement Agreement;
- form, join in or in any other way participate in a partnership, limited partnership, syndicate or other group with respect to our common stock or deposit any shares of our common stock in a voting trust or similar arrangement or subject any shares of our common stock to any voting agreement or pooling arrangement;

- engage in discussions with other shareholders of the Company, solicit proxies or written consents of shareholders, or otherwise conduct any nonbinding referendum with respect to our common stock, or make, or in any way encourage, influence or participate in, any solicitation of any proxy to vote, or advise, encourage or influence any person with respect to voting or tendering, any shares of our common stock with respect to any matter, including without limitation, any sale transaction that is not approved by a majority of the Board, or become a participant in any contested solicitation for the election of directors with respect to the Company, other than a solicitation or acting as a participant in support of all of the nominees of the Board at any shareholder meeting;
- call, seek to call, or to request the calling of, a special meeting of the shareholders of the Company, or seek to make, or make, a shareholder proposal at any meeting of the shareholders of the Company or make a request for a list of the Company's shareholders or otherwise acting alone, or in concert with others, seek to control or influence the governance or policies of the Company;
- effect or seek to effect, offer or propose to effect, or cause or participate in, or in any way assist, solicit, encourage or facilitate any other person to effect or seek, offer or propose to effect or cause or participate in any sale transaction;
- publicly disparage the Company or any member of the Board or management of the Company;
- engage in any short sale or any purchase, sale or grant of any option, warrant, convertible security, stock appreciation right, or other similar right with respect to any security (other than a broad-based market basket or index) that includes, relates to or derives any significant part of its value from a decline in the market price or value of the Company's securities;
- enter into any arrangements, understandings or agreements with, or advise, finance, assist or encourage any other person that engages, or offers or proposes to engage, in any of the foregoing; or
- take or cause or induce or assist others to take any action inconsistent with any of the foregoing.

Under the Settlement Agreement, a "sale transaction" includes, among other things, any of the following unless approved by the Board:

- any acquisition of any material assets or businesses of the Company or any of its subsidiaries,
- any transfer or acquisition of shares of our common stock or other securities of the Company if, after completion of such transfer or acquisition or proposed transfer or acquisition, a person or group (other than the Shareholder Group and their affiliates) would beneficially own, or have the right to acquire beneficial ownership of, more than 5% of the outstanding shares of our common stock,
- any tender offer or exchange offer, merger, change of control, acquisition or other business combination involving the Company or any of its subsidiaries, or
- any recapitalization, restructuring, liquidation, dissolution or other extraordinary transaction with respect to the Company or any of its subsidiaries.

During the Standstill Period each member of the Shareholder Group shall cause all shares of common stock owned of record or beneficially owned by it or its respective affiliates or associates to be present for quorum purposes and to be voted in favor of all directors nominated by the Board for election at any shareholder meeting where such matters will be voted on; provided, that such nominees were not nominated in contravention of the Settlement Agreement.

#### **Other Agreements**

The Settlement Agreement also provides that:

- within 30 days of the date of the Settlement Agreement, the Company will retain an operational consultant mutually agreeable to the Shareholder Group and the Company for purposes of identifying areas of increased operational efficiency and potential cost-cutting measures consistent with the Company's model for growth.
- each new director appointed pursuant to the Settlement Agreement will be compensated for his service as a director and shall be reimbursed for his expenses on the same basis as all other non-employee directors of the Company and shall be eligible to be granted equity-based compensation on the same basis as all other non-employee directors of the Company;
- each new director appointed pursuant to the Settlement Agreement will be entitled to the same rights of indemnification and directors and officers' liability insurance coverage as the other non-employee directors of the Company as such rights may exist from time to time;
- prior to the conclusion of the 2015 Annual Meeting, the Company will not publicly disparage any member of the Shareholder Group, any member of the management of the Shareholder Group, or any new director;
- BD Management, L.P. withdraws its demand letter related to the Company's shareholder list; and
- the Company will reimburse the Shareholder Group for documented out-of-pocket expenses (up to a maximum of \$75,000) incurred by the Shareholder Group in connection with certain of their activities related to the Settlement Agreement.

The foregoing description of the Settlement Agreement is a summary and is qualified in its entirety by the terms of the Settlement Agreement, a copy of which is attached hereto as Exhibit 10.29 hereto and is incorporated herein by reference.

### **Part III.**

#### **ITEM 10. Directors, Executive Officers and Corporate Governance**

Information regarding our executive officers and directors required by this Item is incorporated by reference to our Definitive Proxy Statement in connection with our Annual Meeting of Stockholders (Proxy Statement), which will be filed with the Securities and Exchange Commission within 120 days after the fiscal year ended September 30, 2013. Information required by Item 405 of Regulation S-K is incorporated by reference to the section entitled "Section 16(a) Beneficial Ownership Reporting Compliance" in the Proxy Statement. Information required by Items 407(c)(3), (d)(4) and (d)(5) of Regulation S-K is incorporated by reference to the section entitled "Governance of the Company - Board Committees" in the Proxy Statement.

We have adopted a code of ethics entitled the "EMCORE Corporation Code of Business Conduct and Ethics," which is applicable to all employees, officers, and directors of the Company. The full text of our Code of Business Conduct and Ethics is included with the Corporate Governance information available on our website ([www.emcore.com](http://www.emcore.com)). We intend to disclose any changes in or waivers from its code of ethics by posting such information on its website or by filing a Current Report on Form 8-K.

#### **ITEM 11. Executive Compensation**

Information required by this Item is incorporated by reference to the sections entitled "Directors Compensation for Fiscal Year 2013," "Compensation Discussion and Analysis," "Executive Compensation," "Compensation Committee Report" and "Compensation Committee Interlocks and Insider Participation" in the Proxy Statement.

#### **ITEM 12. Security Ownership of Certain Beneficial Owners and Management and Related Stockholder Matters**

Information regarding security ownership of certain beneficial owners and management is incorporated by reference to the section entitled "Security Ownership of Certain Beneficial Owners and Management" in the Proxy Statement.

Information regarding our equity compensation plans is incorporated by reference to the section entitled "Equity Compensation Plans" in the Proxy Statement.

#### **ITEM 13. Certain Relationships, Related Transactions and Director Independence**

Information required by this Item is incorporated by reference to the sections entitled "Governance of the Company - Related Person Transaction Approval Policy" and "Governance of the Company - Director Independence" in the Proxy Statement.

#### **ITEM 14. Principal Accounting Fees and Services**

Information required by this Item is incorporated by reference to the section entitled "Fiscal 2013 & 2012 Auditor Fees and Services" in the Proxy Statement.



**Part IV.**

**ITEM 15. Exhibits and Financial Statement Schedules**

**(a)(1) Financial Statements**

Included in Part II, Item 8 of this Annual Report on Form 10-K:

- Consolidated Statements of Operations and Comprehensive Income (Loss) for the fiscal years ended September 30, 2013, 2012, and 2011
- Consolidated Balance Sheets as of September 30, 2013 and 2012
- Consolidated Statements of Shareholders' Equity for the fiscal years ended September 30, 2013, 2012, and 2011
- Consolidated Statements of Cash Flows for the fiscal years ended September 30, 2013, 2012, and 2011
- Notes to Consolidated Financial Statements
- Reports of Independent Registered Public Accounting Firm

**(a)(2) Financial Statement Schedules**

The applicable financial statement schedules required under this Item 15(a)(2) are presented in our consolidated financial statements and notes thereto under Item 8 of this Annual Report on Form 10-K.

**(a)(3) Exhibits**

- |       |   |
|-------|---|
| 2.1   | Master Purchase Agreement, dated March 27, 2012, between Sumitomo Electric Industries, Ltd. and the Company (incorporated by reference to Exhibit 2.1 to the Company's Current Report on Form 10-Q/A filed on August 7, 2012). (+)  |
| 2.2   | Asset Purchase Agreement, dated August 5, 2012, between Suncore Photovoltaic Technology Co, Ltd. and the Company (incorporated by reference to Exhibit 2.10 to the Company's Annual Report on Form 10-K filed on December 13, 2012).  |
| 3.1   | Restated Certificate of Incorporation, dated April 4, 2008, (incorporated by reference to Exhibit 3.1 to the Company's Current Report on Form 8-K filed on April 4, 2008).  |
| 3.2   | Certificate of Amendment of Restated Certificate of Incorporation, dated February 15, 2012 (incorporated by reference to Exhibit 3.1 to the Company's Current Report on Form 8-K filed on February 16, 2012).   |
| 3.3   | Amended By-Laws, as amended through August 6, 2012 (incorporated by reference to Exhibit 3.1 to the Company's Current Report on Form 8-K filed on August 7, 2012).  |
| 4.1   | Specimen Certificate for Shares of Common Stock (incorporated by reference to Exhibit 4.1 to Amendment No. 3 to the registration statement on Form S-1 filed on February 24, 1997).   |
| 4.2   | Form of Indenture (incorporated by reference to Exhibit 4.2 to the Company's registration statement on Form S-3 on Form 8-K filed August 10, 2012)  |
| 4.3   | Form of Debt Security (Included in Exhibit 4.2)   |
| 4.4   | Form of Warrant to Purchase Common Stock, dated October 1, 2009, between the Company and Commerce Court Small Cap Value Fund, Ltd. (incorporated by reference to Exhibit 10.2 to the Company's Current Report on Form 8-K filed on October 2, 2009).  |
| 10.1† | Outside Directors Cash Compensation Plan, effective October 20, 2005, as amended and restated on February 13, 2006 (incorporated by reference to Exhibit 10.3 to the Company's Current Report on Form 8-K filed on February 17, 2006).  |
| 10.2  | Memorandum of Understanding, dated as of September 26, 2007, between Lewis Edelstein and the Company regarding shareholder derivative litigation (incorporated by reference to Exhibit 10.10 to the Company's Annual Report on Form 10-K filed on November 1, 2007).  |
| 10.3  | Stipulation of Compromise and Settlement, dated as of November 28, 2007, executed by the Company and the other defendants and the plaintiffs in the Federal Court Action and the State Court Actions (incorporated by reference to Exhibit 10.19 to the Company's Annual Report on Form 10-K filed on December 31, 2007). |
| 10.4† | 2010 Equity Incentive Plan, as amended and restated on June 14, 2011 (incorporated by reference to Exhibit 10.1 to the Company's Current Report on Form 8-K filed on June 16, 2011).  |
| 10.5† | EMCORE Corporation 2000 Employee Stock Purchase Plan, as amended June 14, 2011 (incorporated by reference to Exhibit 10.2 to the Company's Current Report on Form 8-K filed on June 16, 2011).  |

10.6†	2012 Equity Incentive Plan (incorporated by reference to Exhibit A to the Company's Proxy Statement filed on January 27, 2012).
10.7	Shareholders Agreement, dated February 3, 2010, by and among Tangshan Caofeidian Investment Corporation, Ltd. and the Company (incorporated by reference to Exhibit 10.2 to the Company's Quarterly Report on Form 10-Q filed on February 9, 2010).
10.8	Supplemental Agreement, dated February 3, 2010, by and among Tangshan Caofeidian Investment Corporation, Ltd. and the Company (incorporated by reference to Exhibit 10.3 to the Company's Quarterly Report on Form 10-Q filed on February 9, 2010).
10.9	Joint Venture Contract, dated July 30, 2010, by and between San'an Optoelectronics, Co., Ltd. and the Company (incorporated by reference to Exhibit 10.32 to the Company's Annual Report on Form 10-K filed on January 10, 2011).
10.10	Cooperation Agreement, dated July 30, 2010, by and between Fujian San'an Group Corporation and the Company (incorporated by reference to Exhibit 10.33 to the Company's Annual Report on Form 10-K filed on January 10, 2011).
10.11	Investment Cooperation Agreement on the Project of Terrestrial Application of High Concentration Photovoltaic Systems and Components, dated December 4, 2010, by and among Huainan Municipal Government, San'an Optoelectronics Co., Ltd., and the Company (incorporated by reference to Exhibit 10.35 to the Company's Annual Report on Form 10-K filed on January 10, 2011).
10.12†	Officer and Director Share Purchase Plan (incorporated by reference to Exhibit 10.1 to the Company's Current Report on Form 8-K filed on January 27, 2011).
10.13	Long-Term Supply Agreement between the Company and Space Systems/Loral, Inc., dated May 5, 2011 (incorporated by reference to Exhibit 10.2 to the Company's Quarterly Report on Form 10-Q filed on August 4, 2011). (+)
10.14†	Employment Agreement entered into by the Company and Dr. Hong Q. Hou as of August 2, 2011 (incorporated by reference to Exhibit 10.4 to the Company's Quarterly Report on Form 10-Q filed on August 4, 2011).
10.15†	Employment Agreement entered into by the Company and Mark B. Weinswig as of August 2, 2011 (incorporated by reference to Exhibit 10.5 to the Company's Quarterly Report on Form 10-Q filed on August 4, 2011).
10.16†	Employment Agreement entered into by the Company and Mr. Christopher Larocca as of August 2, 2011 (incorporated by reference to Exhibit 10.6 to the Company's Quarterly Report on Form 10-Q filed on August 4, 2011).
10.17†	Employment Agreement entered into by the Company and Dr. Charlie Wang as of August 2, 2011 (incorporated by reference to Exhibit 10.7 to the Company's Quarterly Report on Form 10-Q filed on August 4, 2011).
10.18†	Employment Agreement entered into by the Company and Monica D. Van Berkel as of August 2, 2011 (incorporated by reference to Exhibit 10.8 to the Company's Quarterly Report on Form 10-Q filed on August 4, 2011).
10.19	Separation Agreement and General Release dated August 6, 2012, between Mr. Reuben F. Richards, Jr. and the Company (incorporated by reference to Exhibit 10.1 to the Company's Current Report on Form 8-K filed on August 9, 2012).
10.20	Credit and Security Agreement, dated November 11, 2010, between Wells Fargo Bank National Association and the Company (incorporated by reference to Exhibit 10.1 to the Company's Current Report on Form 8-K filed November 17, 2010).
10.21	First Amendment to Credit and Security Agreement dated December 21, 2011, between Wells Fargo Bank National Association and the Company (incorporated by reference to Exhibit 10.1 to the Company's Quarterly Report on Form 10-Q filed February 14, 2012). (+)
10.22	Second Amendment to the Credit and Security Agreement, dated June 14, 2012, between Wells Fargo Bank National Association and the Company (incorporated by reference to Exhibit 10.1 to the Company's Quarterly Report on Form 10-Q filed August 8, 2012).
10.23	Third Amendment to Credit and Security Agreement, dated December 28, 2012, between Wells Fargo Bank National Association and the Company (incorporated by reference to Exhibit 10.1 of the Company's Current Report on Form 8-K filed on January 4, 2013).
10.24	Fourth Amendment to Credit and Security Agreement, dated May 21, 2013, between Wells Fargo Bank, National Association and the Company (incorporated by reference to Exhibit 10.1 to the Company's Current Report on Form 8-K filed on May 23, 2013).

- 10.25 Fifth Amendment to Credit and Security Agreement, dated August 26, 2013, between Wells Fargo Bank, National Association and the Company (incorporated by reference to Exhibit 10.1 to the Company's Current Report on Form 8-K filed on August 30, 2013).
- 10.26† Form of Indemnification Agreement (incorporated by reference to Exhibit 10.1 of the Company's Current Report on Form 8-K filed on December 14, 2012).
- 10.27† 2007 Directors' Stock Award Plan (incorporated by reference to Exhibit A to the Company's Proxy Statement filed on January 25, 2013).
- 10.28 Equity Transfer Agreement, dated June 23, 2013, between San'an Optoelectronics Company, Ltd. and the Company (incorporated by reference to Exhibit 10.1 to the Company's Current Report on Form 8-K filed on June 27, 2013).
- 10.29†\*\* Separation Agreement and General Release dated November 16, 2013, between Mr. Christopher Larocca and the Company
- 10.30\*\* Settlement Agreement, dated as of December 4, 2013, by and among Steven R. Becker, Matthew A. Drapkin, BC Advisors, LLC, Becker Drapkin Management, L.P., Becker Drapkin Partners (QP), L.P., Becker Drapkin Partners, L.P., and the Company.
- 21.1\*\* Subsidiaries of the Company.
- 23.1\*\* Consent of KPMG LLP.
- 24.1 Preferability letter from KPMG LLP (incorporated by reference to Exhibit 24.1 to the Company's Annual Report on Form 10-K filed on December 29, 2011).
- 31.1\*\* Certificate of Chief Executive Officer Pursuant to Section 302 of the Sarbanes-Oxley Act of 2002
- 31.2\*\* Certificate of Chief Financial Officer Pursuant to Section 302 of the Sarbanes-Oxley Act of 2002
- 32.1\*\* Certificate of Chief Executive Officer Pursuant to Section 906 of the Sarbanes-Oxley Act of 2002
- 32.2\*\* Certificate of Chief Financial Officer Pursuant to Section 906 of the Sarbanes-Oxley Act of 2002
- 101.INS‡ XBRL Instance Document.\*\*‡
- 101.SCH‡ XBRL Taxonomy Extension Schema Document.\*\*‡
- 101.CAL‡ XBRL Taxonomy Extension Calculation Linkbase Document. \*\*‡
- 101.LAB‡ XBRL Taxonomy Extension Label Linkbase Document. \*\*‡
- 101.PRE‡ XBRL Taxonomy Extension Presentation Linkbase Document. \*\*‡
- 101.DEF‡ XBRL Taxonomy Extension Definition Linkbase Document. \*\*‡

\*\* Filed herewith

† Management contract or compensatory plan

(+) CERTAIN CONFIDENTIAL INFORMATION CONTAINED IN THIS DOCUMENT, MARKED BY BRACKETS, HAS BEEN OMITTED AND FILED SEPARATELY WITH THE SECURITIES AND EXCHANGE COMMISSION PURSUANT TO RULE 24B-2 OF THE SECURITIES EXCHANGE ACT OF 1934, AS AMENDED.

‡ Submitted electronically with this Report.

**SIGNATURES**

Pursuant to the requirements of the Securities Exchange Act of 1934, the registrant has duly caused this report to be signed on its behalf by the undersigned thereunto duly authorized.

**EMCORE CORPORATION**

Date: **December 6, 2013**

By: **/s/ Hong Hou**  
Hong Q. Hou, Ph.D.  
Chief Executive Officer  
(Principal Executive Officer)

Date: **December 6, 2013**

By: **/s/ Mark Weinswig**  
Mark Weinswig  
Chief Financial Officer  
(Principal Financial and Accounting Officer)

Each person whose signature appears below constitutes and appoints and hereby authorizes Hong Q. Hou, Ph.D. and, severally, such person's true and lawful attorneys-in-fact, with full power of substitution or resubstitution, for such person and in his name, place and stead, in any and all capacities, to sign on such person's behalf, individually and in each capacity stated below, any and all amendments, including post-effective amendments to this Form 10-K, and to file the same, with all exhibits thereto, and other documents in connection therewith, with the Commission granting unto said attorneys-in-fact, full power and authority to do and perform each and every act and thing requisite or necessary to be done in and about the premises, as fully to all intents and purposes as such person might or could do in person, hereby ratifying and confirming all that said attorneys-in-fact, or their substitute or substitutes, may lawfully do or cause to be done by virtue hereof.

[Table of Contents](#)

Pursuant to the requirements of the Securities Exchange Act of 1934, this report has been signed below by the following persons on behalf of the Registrant in the capacities indicated, on December 6, 2013.

Signature	Title
<u>/s/ Hong Q. Hou, Ph.D.</u> Hong Q. Hou, Ph.D.	Chief Executive Officer and Director (Principal Executive Officer)
<u>/s/ Mark B. Weinswig</u> Mark B. Weinswig	Chief Financial Officer (Principal Financial and Accounting Officer)
<u>/s/ Thomas J. Russell, Ph.D.</u> Thomas J. Russell, Ph.D.	Chairman Emeritus
<u>/s/ Reuben F. Richards, Jr.</u> Reuben F. Richards, Jr.	Chairman of the Board
<u>/s/ Robert L. Bogomolny</u> Robert L. Bogomolny	Director
<u>/s/ John Gillen</u> John Gillen	Director
<u>/s/ Sherman McCorkle</u> Sherman McCorkle	Lead Independent Director
<u>/s/ Charles T. Scott</u> Charles T. Scott	Director
<u>/s/ James A. Tegnalia, Ph.D.</u> James A. Tegnalia, Ph.D.	Director

**SEPARATION AGREEMENT AND GENERAL RELEASE**

This Separation Agreement and General Release (the "Separation Agreement") is made by and between EMCORE Corporation (the "Company") and Christopher Larocca ("Executive"), and sets forth the parties' mutual desire to separate, leading to the termination of Executive's employment with the Company, effective as of the Separation Date (as defined herein).

WHEREAS, Employee is employed by the Company;

WHEREAS, Executive and the Company entered into an employment agreement dated August 2, 2011 (the "Employment Agreement");

WHEREAS, Executive and the Company have mutually agreed to separate, leading to the termination of Executive's employment relationship with the Company, effective as of the Separation Date;

WHEREAS, except as set forth in Section 3 below, Executive desires to fully release and discharge the Company from all claims, liabilities, demands and causes of action, whether known or unknown, fixed or contingent, which Executive may have, may claim to have, or may have had against the Company related to or arising from Executive's employment with and service for the Company, from the beginning of time up to and including Executive's execution of this Separation Agreement; and

WHEREAS, Executive acknowledges that Executive has been advised by the Company to seek the advice of an attorney and has been given full opportunity to do so before executing this Separation Agreement; and

WHEREAS, the parties have agreed to set forth in this Separation Agreement the terms and conditions of Executive's separation from the Company.

NOW, THEREFORE, in consideration of the foregoing premises, the mutual covenants, terms and considerations set forth herein, and other valuable consideration, the receipt and sufficiency of which are hereby acknowledged, it is hereby agreed between the Company and Executive as follows.

1. Termination of Services.

(a) Executive's employment with the Company will terminate effective as of November 30, 2013 (the "Separation Date").

(b) Executive resigns all positions Executive may hold as an officer or employee of the Company or any affiliate of the Company, effective as of the Separation Date.

(c) All voluntary payroll deductions, including but not limited to the Company's 401(k) plan, employee stock purchase plan and life insurance programs and plans, will cease effective on the Separation Date.

(d) The Company agrees to pay by December 31, 2013 any unreimbursed business expenses owed to Executive, provided that such reimbursement shall be submitted within 30 business days of the Separation Date and shall be subject to the policies and procedures established by the Company.

---

2. Separation Pay and Benefits. In consideration for signing this Separation Agreement and in exchange for the promises, covenants and waivers set forth herein, provided Executive has not revoked this Separation Agreement as set forth below and all post-employment obligations under this Separation Agreement, and further provided that Executive executes and does not revoke a release agreement in substantially the same form contained in Sections 3-4 of this Separation Agreement which will be prepared by the Company (the "Release Agreement at Separation") and provided to Executive on or around the Separation Date, the following provisions shall apply.

(a) Salary Continuation. The Company will pay Executive's current base salary (\$260,000 per annum) for 78 weeks from the Separation Date (the "Separation Period"). Payments of this salary continuation amount during the Separation Period will be paid at the times and in the manner consistent with Company's normal payroll practices.

(b) Health Benefits. In accordance with the Company's health plans, Executive will be eligible to exercise Executive's rights to COBRA health insurance coverage for Executive, and, where applicable, Executive's spouse and eligible dependents, at Executive's expense (subject to this Section 2(b)), upon termination of Executive's employment. To the extent Executive elects COBRA continuation coverage, the Company shall continue to pay the portion of Executive's COBRA premiums for the entire Separation Period up to a maximum of eighteen (18) months that the Company would have otherwise paid assuming Executive were an active employee during such time. Executive acknowledges that as a condition of the Company's payment of its portion of the COBRA premium, Executive will pay by check made payable to the Company (or in such other manner acceptable to the Company) the amount equal to Executive's portion of the COBRA premiums during the Separation Period. Nothing herein shall be construed as extending or delaying the start date of Executive's COBRA coverage period.

(c) Outplacement Services. The Company shall provide to Executive standard outplacement services at the expense of the Company from an established outplacement firm selected by the Company; provided, however, that the expense of the outplacement services that Company shall pay shall not exceed in total an amount equal to \$15,000. In order to receive outplacement services, Executive must begin utilizing the services within thirty (30) days of the Separation Date, and any Company-provided outplacement service shall cease no later than 12 months following the Separation Date. The fees shall be paid directly to the outplacement firm and no part of this amount shall be paid to Executive.

(d) Vesting of Equity Awards. Executive shall receive acceleration and vesting as of 30 business days following the Separation Date (the "Vesting Date") of one hundred percent (100%) of Executive's Equity Awards (excepting such performance-based Equity Awards that would otherwise be disqualified as "performance-based" compensation under section 162(m) of the Internal Revenue Code (the "Code")) which have not yet vested by the Vesting Date, and such accelerated Equity Awards as well as any other Equity Awards which are vested and exercisable as of the Vesting Date, shall remain exercisable for a period of three (3) years following the Separation Date (but no later than the expiration of the term of the applicable Equity Award) and shall then expire and be of no further force or effect.

For purposes of this Separation Agreement, "Equity Awards" refers to the outstanding equity awards Executive has been granted under the Company's equity award plans. Except as specifically provided in this Section 2(d), the terms and conditions of the Equity Awards will be governed by the applicable award agreement and equity award plan related to such Equity Award (the "Equity Award Governing Documents").

(e) The above payments and benefits described in Section 2(a)-(d) are referred to as the "Separation Payment" or "Separation Payments" in this Separation Agreement.

(f) Any Separation Payments that are considered deferred compensation subject to section 409A of the Code ("Section 409A") and are payable on account of Executive's separation from service shall be delayed to the date that is six (6) months following Executive's separation from service to the extent required by Section 409A and in accordance with Section 24(d) of this Separation Agreement.

---

(g) Except as may otherwise be specifically stated under any employee benefit plan, policy or program, no Separation Payment shall be treated as compensation for purposes of calculating Executive's benefits under any such plan, policy or program. No Separation Payment shall be deemed part of Executive's regular, recurring compensation for purposes of any termination, indemnity or severance pay laws except to the extent explicitly required therein.

(h) Executive shall not be required to seek employment or otherwise mitigate damages in order to be entitled to the Separation Payments.

(i) Executive hereby acknowledges and agrees that Executive shall not be entitled to any other severance under any Company benefit plan or severance policy generally available to the Company's employees or otherwise.

(j) Except as otherwise expressly provided herein, all of Executive's rights to salary, bonuses, employee benefits and other compensation hereunder which would have accrued or become payable after the Separation Date shall cease upon the Separation Date, other than those specifically provided for under the Company's qualified retirement plan or as otherwise expressly required under applicable law (such as COBRA). Executive represents, warrants and acknowledges that the Company and its affiliates owe Executive no wages, commissions, bonuses, sick pay, personal leave pay, paid time off, severance pay, vacation pay or other compensation or benefits or payments or form of remuneration of any kind or nature, other than that specifically provided for in this Separation Agreement.

3. Release.

(a) Except as to obligations arising under this Separation Agreement, Executive hereby fully and forever releases and discharges the Company and all its affiliates, including all predecessors and successors, assigns, officers, directors, trustees, employees, agents and attorneys (all collectively included in the term "Company" for purposes of this Section 3 and this release), past and present of each of them, from any and all claims, demands, liens, agreements, contracts, covenants, actions, suits, causes of action, obligations, controversies, debts, costs, expenses, damages, judgments, orders and liabilities, of whatever kind or nature, direct or indirect, in law or equity whether known or unknown, vested or contingent, suspected or unsuspected, which existed in the past or which currently exist, and in any way related to Executive's employment and service relationship with or termination of employment and service from the Company.

(b) Executive acknowledges and understands that this is a general release of any and all claims Executive might otherwise assert against the Company and its affiliates including, but not limited to, any agreements to which Executive is a party; claims for relief or causes of action under any law of the United States including Title VII of the Civil Rights Act of 1964, as amended, 42 U.S.C. § 2000e et seq. (race, color, religion, sex and national origin discrimination), the Age Discrimination in Employment Act ("ADEA"), as amended, 29 U.S.C. § 621 et seq. (age discrimination), the Equal Pay Act of 1963, 29 U.S.C. § 201 et seq. (equal pay), the Americans with Disabilities Act, 42 U.S.C. § 12101 (disability discrimination), the Rehabilitation Act of 1973, 29 U.S.C. § 701 (disability discrimination), the Civil Rights Acts of 1866 and 1871, 29 U.S.C. § 1981 et seq. (civil rights), the Consolidated Omnibus Budget Reconciliation Act of 1985 (COBRA - group health insurance), the Employee Retirement and Income Security Act, 29 U.S.C. § 1001 et seq. (employee benefits), the Family and Medical Leave Act of 1993, 42 U.S.C. § 2601 et seq. (leaves of absence), the Worker Adjustment and Retraining Notification Act (29 U.S.C. par. 2101), the California Fair Employment and Housing Act, and any similar state or local laws, regulations and ordinances; federal, state or local statutory and/or common law claims of any kind including, without limitation, for discrimination and/or harassment on the basis of race, color, religion, sex, national origin, age, disability, sexual orientation, civil rights claims, employee benefits claims, wrongful discharge claims based upon any alleged breach of express or implied contract, covenant or public policy; and any other federal, state or local statute, public policy, order, ordinance, regulation, or common law claims of any kind. Notwithstanding the preceding, Executive is not waiving, releasing or giving up any rights Executive may have to vested benefits under any qualified retirement plan, to payment of earned and accrued but unused vacation pay, to continued

---



benefits in accordance with the Consolidated Omnibus Budget Reconciliation Act of 1985, to unemployment insurance, or any other right which cannot be waived as a matter of law.

(c) Executive expressly waives the benefit of any statute or rule of law which, if applied to this Separation Agreement, would otherwise preclude from its binding effect any claim against the Company not now known by Executive to exist, including any benefit under Section 1542 of the California Civil Code which states as follows:

A general release does not extend to claims which the creditor does not know or suspect to exist in his favor at the time of executing the release, which if known by him must have materially affected his settlement with the debtor.

(d) In the event a claim is filed on Executive's behalf against the Company by an individual or entity, Executive hereby waives and releases any injunction or monetary relief in favor of Executive.

(e) Executive represents that Executive has not assigned any claim against the Company to any person or entity.

(f) All of the provisions of this Section 3 apply to Executive's spouse, heirs, executors, legatees, administrators, agents, attorneys, representatives or assigns in the same manner and to the same extent they apply to Executive.

(g) Notwithstanding the foregoing, this Section 3 does not affect the parties' rights and obligations set forth in (i) this Separation Agreement, and (ii) the Equity Award Governing Documents.

4. Acknowledgment. Executive understands and agrees that since Executive is at least forty (40) years of age, Executive is covered by the ADEA and the Older Workers Benefit Protection Act. Executive's signature of this Separation Agreement shall constitute and be considered Executive's acknowledgement that Executive has had an opportunity to consult with an attorney, has been allowed a reasonable period of time within which to consider this Separation Agreement and has made an informed decision to enter into this Separation Agreement. Executive's signature also constitutes a knowing and voluntary waiver of any and all rights or claims arising under the ADEA or other federal, state or local statutes, regulations or ordinances on the basis of age or any other basis prohibited by law, and any claim alleging wrongful, improper, retaliatory or constructive discharge. Executive expressly acknowledges and recites that:

(a) Executive

- i) is entering into this Separation Agreement knowingly and voluntarily, without any duress or coercion;
- ii) has read and understands this Separation Agreement;
- iii) is entering this Separation Agreement in full settlement of all claims that Executive may have as a result of Executive's employment with and services for, or termination of employment and services from the Company;
- iv) has been advised in writing to consult with an attorney with respect to this Separation Agreement before signing it;
- v) has not been forced to sign this Separation Agreement by any employee or agent of the Company or its affiliates;
- vi) has waived his right to be provided at least 21 calendar days to consider terms of the Separation Agreement before signing it; and
- vii) has seven (7) calendar days from the date of signing to terminate and revoke this Separation Agreement, in which case this Separation Agreement shall be unenforceable, null and void. In such event, no Separation Payment will be made.

(b) the terms set forth herein are adequate, sufficient and valuable consideration for this Separation Agreement; and

---

(c) the Separation Payments would not be provided to any employee who did not sign a release similar to this one, that such payments and benefits would not have been provided had Executive not signed this release, and that the Separation Payments are in exchange for the signing of this release (and the Release Agreement at Separation).

5. Non-Admission Clause. This Separation Agreement shall not in any way be construed as any admission by the Company that it has acted wrongfully with respect to Executive or any other person, or that Executive has any rights whatsoever against the Company. By entering into this Separation Agreement, the Company has not agreed to grant similar benefits to any other employee, whether or not similarly situated, and no practice or policy shall be deemed established by this Separation Agreement.

6. Cooperation. Executive agrees to cooperate in effecting a smooth transition to employees or other individuals designated by the Company of Executive's responsibilities and shall provide the details concerning the matters on which Executive is and was involved. In providing such services, Executive shall not have the authority to bind the Company or its affiliates with respect to any matter. Up until the later of: i) the second anniversary of the Separation Date, Executive shall be reasonably available to answer questions relating to matters relating to the Company.

7. Non-Disparagement. Executive agrees that Executive will not make any disparaging or derogatory remarks or statements about the Company and its affiliates, or the Company's current and former officers, directors, shareholders, principals, attorneys, agents or employees, or Executive's employment and service with the Company, or issue any communication, written or otherwise, that reflects adversely on or encourages any adverse action against the Company or its affiliates, except if testifying truthfully under oath pursuant to any lawful court order or subpoena or otherwise responding to or providing disclosures required by law. The Company agrees that it will not make any disparaging or derogatory remarks or statements about Executive or Executive's employment and service with the Company, or issue any communication, written or otherwise, that reflects adversely on or encourages any adverse action against Executive, except if testifying truthfully under oath pursuant to any lawful court order or subpoena or otherwise responding to or providing disclosures required by law. Remarks or statements made by any officer, director, shareholder, principal, attorney or employee of the Company to any other officer, director, shareholder, principal, attorney or employee of the Company shall not be covered by this Section 7.

8. Confidentiality, Nondisclosure, And Nonsolicitation.

(a) The parties agree that the confidentiality, nondisclosure, nonsolicitation and other obligations and provisions described in Article III of the Employment Agreement remain in full force and effect.

(b) The parties agree the Confidentiality Agreement between Executive and the Company dated April 29, 2004 (the "Proprietary Information Agreement") remains in full force and effect.

(c) Any reference to restrictive covenants, post-termination obligations or post-employment obligations under this Separation Agreement shall include the obligations on Executive under the Proprietary Information Agreement, Article III of the Employment Agreement, and Article V of the Employment Agreement.

(d) Executive's post-employment obligations under this Separation Agreement are of a special and unique character, which gives them a peculiar value. The Company cannot be reasonably or adequately compensated for damages in an action at law in the event Executive breaches such obligations. Therefore, Executive expressly agrees that the Company shall be entitled to injunctive and other equitable relief without bond or other security in the event of such breach in addition to any other rights or remedies which the Company may possess or be entitled to pursue. Furthermore, such obligations and the rights and remedies of the Company under this Separation Agreement are cumulative and in addition to, and not in lieu of, any obligations, rights, or remedies created by applicable law.

(e) Executive's receipt of any Separation Payments is contingent upon Executive's compliance with all post-employment obligations under this Separation Agreement.

---

9. Indemnification. The parties agree that the indemnification obligations and other provisions described in Article V of the Employment Agreement remain in full force and effect.

10. Entire Agreement.

(a) Together with the Proprietary Information Agreement, Article III of the Employment Agreement, and Article V of the Employment Agreement, which each remain in full force and effect, this Separation Agreement constitutes the entire agreement between the parties with respect to the subject matter hereof; the parties have executed this Separation Agreement based upon the terms set forth herein; the parties have not relied on any prior agreement or representation, whether oral or written, which is not set forth in this Separation Agreement; no prior agreement, whether oral or written, shall have any effect on the terms and provisions of this Separation Agreement; and all prior agreements, whether oral or written, including the Employment Agreement (except as provided in Sections 8 and 9 of this Separation Agreement), are expressly superseded and/or revoked by this Separation Agreement.

(b) Notwithstanding the other provisions of this Section 10, and subject to Section 2(d), this Separation Agreement shall not affect in any form or manner the validity, and rights and obligations of Executive and the Company under the Proprietary Information Agreement and Equity Award Governing Documents.

(c) This Separation Agreement, along with the Proprietary Information Agreement and Articles III and V of the Employment Agreement, is intended by the parties as the final expression of their agreement with respect to such terms as are included herein and therein and may not be contradicted by evidence of any prior or contemporaneous agreement. The parties further intend that this Separation Agreement, along with the Proprietary Information Agreement and Articles III and V of the Employment Agreement, constitutes the complete and exclusive statement of their terms and that no extrinsic evidence may be introduced in any judicial proceeding involving such agreements. The language used in this Separation Agreement shall be deemed to be the language chosen by the parties hereto to express their mutual intent, and no rule of strict construction shall be applied against any party.

11. Return of Company Property. Not later than 30 business days after the Separation Date, Executive shall return to the Company all property, of any nature whatsoever, relating to Executive's work and services for the Company or that Executive may have received from the Company for use during Executive's period of employment and service with the Company, and all physical embodiments of the Confidential Information (as defined in the Proprietary Information Agreement) (regardless of form or medium) in Executive's possession or under Executive's control.

12. Breach of this Separation Agreement. The Company shall have the right to terminate any and all Separation Payments to be made to Executive under this Separation Agreement in the event of Executive's breach of any of Executive's obligations, including without limitation any post-employment obligations, under this Separation Agreement.

13. Notices. All notices, demands, requests, consents, approvals or other communications (collectively "Notices") required or permitted to be given hereunder or which are given with respect to this Separation Agreement shall be in writing and may be personally served or may be deposited in the United States mail, registered or certified, return receipt requested, postage prepaid, addressed as follows:

To the Company: EMCORE Corporation

2015 Chestnut Ave

Alhambra, CA 91803

Attn: Chief Administrative Officer

To Executive: Christopher Larocca

---

[\*\*\*]

or such other address as such party shall have specified most recently by written notice. Notice mailed as provided herein shall be deemed given on the fifth business day following the date so mailed or on the date of actual receipt, whichever is earlier.

14. Legal Counsel. Executive acknowledges that the Company has advised Executive to consult an attorney prior to signing this Separation Agreement, and in particular in relation to the release stated above. However, each party will bear their own attorney's fees and costs in connection with drafting and negotiation of this Separation Agreement.

15. Binding Agreement. This Separation Agreement shall be binding upon the parties hereto, their representatives, agents and assigns, and as to the Executive, Executive's spouse, heirs, executors, legatees, administrators and personal representatives.

16. No Waivers. No provision of this Separation Agreement may be modified, waived or discharged unless such waiver, modification or discharge is agreed to in writing and signed by Executive and the Company. No waiver by either party hereto at any time of any breach by the other party hereto of, or compliance with, any condition or provision of this Separation Agreement to be performed by such other party shall be deemed a waiver of similar or dissimilar provisions or conditions at the same or at any prior or subsequent time.

17. Beneficial Interests. This Separation Agreement shall inure to the benefit of and be enforceable by Executive's personal and legal representatives, executors, administrators, successors, heirs, distributees, devisees and legatees. If Executive should die while any amounts are still payable to him hereunder, all such amounts, unless otherwise provided herein, shall be paid in accordance with the terms of this Separation Agreement to Executive's estate. This Separation Agreement shall be inure to the benefit of the Company, its successors and permitted assigns.

18. Choice of Law. This Separation Agreement shall be governed by and construed in accordance with the laws of the State of California without giving effect to the principles of conflicts of law under California law. The parties agree to attempt to resolve any employment related dispute between them quickly and fairly, and in good faith. Should such a dispute remain unresolved, the Company and Executive irrevocably and unconditionally agree to submit to the exclusive jurisdiction of the courts of the State of California and of the United States located in Los Angeles, California over any suit, action or proceeding arising out of or relating to this Separation Agreement. The Company and Executive irrevocably and unconditionally agree to personal jurisdiction and venue of any such suit, action or proceeding in the courts of the State of California or of the United States located in Los Angeles, California.

19. Enforceability; Severability or Partial Invalidity. It is the desire and intent of the parties that the provisions of this Separation Agreement shall be enforced to the fullest extent permissible. The invalidity or unenforceability of any provisions of this Separation Agreement shall not affect the validity or enforceability of any other provision of this Separation Agreement, which shall remain in full force and effect. In the event that any one or more of the provisions of this Separation Agreement is held to be invalid or unenforceable, the remaining terms and provisions will be unimpaired, and the invalid or unenforceable term or provision will be deemed replaced by a term or provision that is valid and enforceable and that comes closest to expressing the intention of the invalid or unenforceable term or provision. Any prohibition or finding of unenforceability as to any provision of this Separation Agreement in any one jurisdiction will not invalidate or render unenforceable such provision in any other jurisdiction.

20. Counterparts. This Separation Agreement may be executed in counterparts, each of which shall be deemed an original, but all of which taken together shall constitute but one and the same instrument.

21. Attorneys' Fees. In the event any action in law or equity, arbitration or other proceeding is brought for the enforcement of this Separation Agreement or in connection with any of the provisions of this

---

Separation Agreement, the prevailing party shall be entitled to his or its attorneys' fees and other costs reasonably incurred in such action or proceeding.

22. Assignment. This Separation Agreement and the rights, duties, and obligations hereunder may not be assigned or delegated by any party without the prior written consent of the other party, and any attempted assignment or delegation without such prior written consent shall be void and be of no effect; provided that, in the event of the death of Executive, all rights to receive payments hereunder shall become rights of Executive's estate. Notwithstanding the foregoing provisions of this Section 22, the Company may assign or delegate its rights, duties, and obligations hereunder to any affiliate or to any person or entity which succeeds to all or substantially all of the business of the Company through merger, consolidation, reorganization, or other business combination or by acquisition of all or substantially all of the assets of the Company.

23. Taxes and Withholding. To the extent required or authorized to be withheld by law, the Company shall be entitled to deduct or withhold from any amounts owing from the Company to Executive any federal, state, local or foreign withholding taxes, excise tax, or employment taxes imposed with respect to Executive's payments, benefits or compensation under this Separation Agreement or under any other agreement. As a condition to any payment or distribution pursuant to this Separation Agreement, the Company may require Executive to pay such sum to the Company as may be necessary to discharge its obligations with respect to any taxes, assessments or other governmental charges imposed on property or income received by Executive thereunder. Notwithstanding anything to the contrary herein, the Company does not guarantee the tax treatment of any payments or benefits under this Separation Agreement, including without limitation under the Code, federal, state, local or foreign tax laws and regulations, and Executive agrees that Executive has had the opportunity to seek advice from Executive's own tax advisors regarding the tax effect of this Separation Agreement and that Executive is relying on Executive's own advisors and not any representations by the Company or its affiliates regarding the tax effect of this Separation Agreement.

24. Section 409A.

(a) To the extent applicable, it is intended that the payments and benefits provided under this Separation Agreement comply with the requirements of Section 409A, and this Separation Agreement shall be interpreted in a manner consistent with this intent. Solely for purposes of determining the time and form of payments due under this Separation Agreement or otherwise in connection with his termination of employment with the Company, Executive shall not be deemed to have incurred a termination of employment unless and until he shall incur a "separation from service" within the meaning of Section 409A.

(b) It is intended that each payment or installment of a payment and each benefit provided under this Separation Agreement shall be treated as a separate "payment" for purposes of Section 409A.

(c) To the extent that the Company and Executive determine that any provision of this Separation Agreement could reasonably be expected to result in Executive's being subject to the payment of interest or additional tax under Section 409A, the Company and Executive agree, to the extent reasonably possible as determined in good faith, to amend this Separation Agreement, retroactively, if necessary, in order to avoid the imposition of any such interest or additional tax under Section 409A. All reimbursements and in-kind benefits provided under this Separation Agreement shall be made or provided in accordance with the requirements of Section 409A to the extent that such reimbursements or in-kind benefits are subject to Section 409A, including, where applicable, the requirements that (i) any reimbursement is for expenses incurred during Executive's lifetime (or during a shorter period of time specified in this Separation Agreement), (ii) the amount of expenses eligible for reimbursement during a calendar year may not affect the expenses eligible for reimbursement in any other calendar year (except that a plan providing medical or health benefits may impose a generally applicable limit on the amount that may be reimbursed or paid), (iii) the reimbursement of an eligible expense will be made on or before the last day of the calendar year following the year in which the expense is incurred and (iv) the right to reimbursement is not subject to set off or liquidation or exchange for any other benefit.

---

(d) Notwithstanding any other provision in this Separation Agreement, if as of Executive's separation from service, the Executive is a "specified employee" as determined by the Company, then to the extent any amount payable or benefit provided under this Separation Agreement that the Company reasonably determines would be nonqualified deferred compensation within the meaning of Section 409A, for which payment is triggered by Executive's separation from service, and that under the terms of this Separation Agreement would be payable prior to the six-month anniversary of the Executive's separation from service, such payment or benefit shall be delayed until the earlier to occur of (a) the six-month anniversary of such termination date or (b) the date of the Executive's death. In the case of taxable benefits that constitute deferred compensation, the Company, in lieu of a delay in payment, may require the Executive to pay the full costs of such benefits during the period described in the preceding sentence and reimburse that Executive for such costs within thirty (30) calendar days after the end of such period.

(e) Nothing herein shall be construed as any guarantee by the Company of any particular tax treatment of any income or payments to Executive provided pursuant to this Separation Agreement or other agreements or arrangements contemplated by this Separation Agreement, and Executive remains solely responsible for all applicable taxes on such income and payments.

25. Section Headings. The section headings in this Separation Agreement are for convenience only. They form no part of this Separation Agreement and shall not affect its interpretation.

26. Third Party Beneficiaries. Nothing herein, expressed or implied, shall create or establish any third party beneficiary hereto nor confer upon any person not a party to this Separation Agreement, any rights or remedies, of any nature or kind whatsoever, under or by reason of this Separation Agreement.

27. Continuing Obligations. Notwithstanding anything in this Separation Agreement to the contrary, all post-employment rights and obligations of the parties, including but not limited to those set forth in Sections 8-9, and any provisions necessary to interpret or enforce those rights and obligations under any provision of this Separation Agreement, will survive the termination or expiration of this Separation Agreement and remain in full force and effect for the applicable periods.

28. No Advice. The provisions of this Separation Agreement are not intended, and should not be construed to be legal, business or tax advice. The Company, Executive and any other party having any interest herein are hereby informed that the U.S. federal tax advice contained in this document (if any) is not intended or written to be used, and cannot be used, for the purpose of (i) avoiding penalties under the Code or (ii) promoting, marketing or recommending to any party any transaction or matter addressed herein.

EXECUTIVE EXPRESSLY ACKNOWLEDGES, REPRESENTS, AND WARRANTS THAT EXECUTIVE HAS READ THIS SEPARATION AGREEMENT CAREFULLY; THAT EXECUTIVE FULLY UNDERSTANDS THE TERMS, CONDITIONS, AND SIGNIFICANCE OF THIS SEPARATION AGREEMENT; THAT THE COMPANY HAS ADVISED EXECUTIVE TO CONSULT WITH AN ATTORNEY CONCERNING THIS SEPARATION AGREEMENT; THAT EXECUTIVE HAS HAD A FULL OPPORTUNITY TO REVIEW THIS SEPARATION AGREEMENT WITH AN ATTORNEY; THAT EXECUTIVE UNDERSTANDS THAT THIS SEPARATION AGREEMENT HAS BINDING LEGAL EFFECT; AND THAT EXECUTIVE HAS EXECUTED THIS SEPARATION AGREEMENT FREELY, KNOWINGLY AND VOLUNTARILY.

PLEASE READ CAREFULLY. THIS SEPARATION AGREEMENT HAS IMPORTANT LEGAL CONSEQUENCES.

[Signatures appear on next page]

IN WITNESS WHEREOF, the undersigned have caused this Separation Agreement to be executed as of the date set forth below.

Date: November 16, 2013     **Christopher Larocca**

---

/s/ Christopher Larocca

Date: November 16, 2013

**EMCORE Corporation**

/s/ Hong Q. Hou

Name: Hong Q. Hou

Title: CEO & President

---

## AGREEMENT

This Agreement, dated as of December 4, 2013 (this “**Agreement**”), is by and among EMCORE Corporation, a New Jersey corporation (the “**Company**”), Steven R. Becker, an individual resident of Texas (“**Becker**”), Matthew A. Drapkin, an individual resident of New York (“**Drapkin**”), BC Advisors, LLC, a Texas limited liability company, Becker Drapkin Management, L.P., a Texas limited partnership, Becker Drapkin Partners (QP), L.P., a Texas limited partnership, and Becker Drapkin Partners, L.P., a Texas limited partnership (collectively with Becker and Drapkin, the “**Shareholder Group**”).

WHEREAS, the Shareholder Group has filed a Schedule 13D with SEC (as defined below) indicating that the Shareholder Group intends to nominate directors at the Company’s 2014 Annual Meeting of Shareholders, and the Company and the Shareholder Group have agreed to each take and refrain from taking certain actions on the terms and conditions set forth in this Agreement.

NOW, THEREFORE, in consideration of the foregoing premises and the respective representations, warranties, covenants, agreements and conditions hereinafter set forth, and intending to be legally bound hereby, the parties hereto hereby agree as follows:

*1. Definitions.* For purposes of this Agreement:

(a) The terms “**Affiliate**” and “**Associate**” have the respective meanings set forth in Rule 12b-2 promulgated by the Securities and Exchange Commission (the “**SEC**”) under the Securities Exchange Act of 1934, as amended (the “**Exchange Act**”) and shall include persons who become affiliates or associates of any person subsequent to the date of this Agreement, *provided* that neither “**Affiliate**” nor “**Associate**” shall include (i) any person that is a publicly held concern and is otherwise an Affiliate or Associate solely by reason of the fact that a principal of any member of the Shareholder Group serves as a member of the board of directors or similar governing body of such concern provided that the Shareholder Group does not control such concern, (ii) such principal in its capacity as a member of the board of directors or other similar governing body of such concern or (iii) any entity which is an Associate solely by reason of clause (a) of the definition of Associate in Rule 12b-2 and is not an Affiliate.

(b) “**Annual Meeting**” means any annual meeting of shareholders of the Company.

(c) The terms “**beneficial owner**” and “**beneficial ownership**” shall have the respective meanings as set forth in Rule 13d-3 promulgated by the SEC under the Exchange Act.

(d) “**Board**” means the Board of Directors of the Company.

(e) “**Common Stock**” means the common stock of the Company, par value \$0.01 per share.

(f) “**Existing Chairman**” means Reuben Richards.

(g) “**New Director(s)**” shall mean Becker, Gerald Fine (“**Fine**”), and Stephen Domenik (“**Domenik**”) and any successors to such persons appointed to the Board pursuant to Section 5 of this Agreement.

(h) The terms “**person**” or “**persons**” shall mean any individual, corporation (including not-for-profit), general or limited partnership, limited liability company, joint venture, estate, trust, association, organization or other entity of any kind or nature, including any governmental authority.

---



(i) “**Standstill Period**” means the period from the date hereof until the earlier of:

(i) the time immediately following the conclusion of the Annual Meeting to be held in 2015 (the “**2015 Annual Meeting**”), and

(ii) such date, if any, of a breach by the Company in any material respect of any of its representations, warranties, commitments or obligations set forth in Section 2A, 2B, 4, 5, 9, 10, 11, or 15 of this Agreement if such breach has not been cured within thirty (30) days following written notice of such breach (provided that (i) a breach of the representations and warranties in Section 2A, (ii) a failure to make the appointments and designations in Section 4(a) and (iii) a failure to make the nominations required under Section 4(c)(i) and Section 4(e)(i) cannot be cured).

*2A. Representations and Warranties of the Company.* The Company represents and warrants that (i) Thomas Russell has irrevocably tendered to the Board notice that he will not stand for re-election to the Board at the Annual Meeting to be held in 2014 (the “**2014 Annual Meeting**”); (ii) John Gillen has irrevocably tendered to the Board notice that he will retire from the Board at the 2014 Annual Meeting; and (iii) Reuben Richards has irrevocably tendered to the Board (A) notice that he will step down as Chairman of the Board at the 2014 Annual Meeting and not stand for re-election to the Board at the 2015 Annual Meeting and (B) his agreement to become a Class C director of the Company, effective as of the Effective Time (as defined below), and in each case of the foregoing, the Board has accepted such notice or agreement.

*2B. Additional Representations and Warranties of the Company.* In addition, the Company represents and warrants as follows as of the date hereof:

(a) The Company has the corporate power and authority to execute, deliver and carry out the terms and provisions of this Agreement and to consummate the transactions contemplated hereby.

(b) This Agreement has been duly and validly authorized, executed and delivered by the Company, constitutes a valid and binding obligation and agreement of the Company, and is enforceable against the Company in accordance with its terms, except as enforcement thereof may be limited by applicable bankruptcy, insolvency, reorganization, moratorium, fraudulent conveyance or similar laws affecting the rights of creditors and subject to general equity principles.

(c) The execution, delivery and performance of this Agreement by the Company does not and will not (i) violate or conflict with any law, rule, regulation, order, judgment or decree, in each case that is applicable to the Company, or (ii) result in any material breach or material violation of, or constitute a material default (or an event which with notice or lapse of time or both could become a material default) under or pursuant to, or result in the loss of a material benefit under, or give any right of termination, amendment, acceleration or cancellation of (A) any organizational document of the Company or (B) any agreement, contract, commitment, understanding or arrangement, in each case to which the Company is a party or by which it is bound and which is material to the Company’s business or operations.

*3. Representations and Warranties of the Shareholder Group, Etc.* Each member of the Shareholder Group severally, and not jointly, represents and warrants with respect to himself or itself as follows as of the date hereof:

(a) Such member has the power and authority to execute, deliver and carry out the terms and provisions of this Agreement and to consummate the transactions contemplated hereby. Such member, if an entity, has the corporate, limited partnership or limited liability company power and authority, as applicable, to execute, deliver and carry out the terms and provisions of this Agreement and to consummate the transactions contemplated hereby.

(b) This Agreement has been duly and validly authorized, executed, and delivered by such member, constitutes a valid and binding obligation and agreement of such member, and is enforceable against such member in accordance with its terms, except as enforcement thereof may be limited by applicable bankruptcy, insolvency,

---

reorganization, moratorium, fraudulent conveyance or similar laws affecting the rights of creditors and subject to general equity principles.

(c) The execution, delivery and performance of this Agreement by such member does not and will not (i) violate or conflict with any law, rule, regulation, order, judgment or decree applicable to such member, or (ii) result in any material breach or material violation of, or constitute a material default (or an event which with notice or lapse of time or both could become a material default) under or pursuant to, or result in the loss of a material benefit under, or give any right of termination, amendment, acceleration or cancellation of, (A) any organizational document, if an entity, or (B) any agreement, contract, commitment, understanding or arrangement, in each case to which such member is a party or by which such member is bound.

(d) As of October 29, 2013, such member was the beneficial owner of the number of shares of Common Stock as set forth on the applicable cover page (including any cross-referenced information) relating to such member in the report of beneficial ownership of Common Stock on the Schedule 13D filed by members of the Shareholder Group with the SEC on October 29, 2013 (the "**Schedule 13D**"). As of the date hereof, the members of the Shareholder Group and their Affiliates and Associates beneficially own in the aggregate 2,345,092 shares of Common Stock. Except for those Affiliates and Associates of such member with respect to whom a cover page is included in the Schedule 13D, no other Affiliate or Associate of such member beneficially owns any shares of Common Stock.

(e) Becker consents and agrees to serve as a director of the Company as of 9:00 a.m. on December 9, 2013 (the "Effective Time") in accordance with the terms of this Agreement.

#### 4. *Directors; Related Matters.*

(a) On the date hereof, the Board shall, in accordance with the Company's governance documents, adopt a resolution to:

- (i) appoint Becker to the Board, as a Class A director, effective as of the Effective Time;
- (ii) appoint Domenik to the Board, as a Class C director, effective as of the Effective Time;
- (iii) appoint Fine to the Board, as a Class A director, effective as of the Effective Time; and

(iv) designate a committee of the Board called the Strategy Committee which shall evaluate strategic opportunities for the Company in order to create shareholder value (the "**Strategy Committee**"), effective as of the Effective Time.

(b) Prior to the Effective Time, the Company will take all corporate action necessary to make Reuben Richards a Class C director of the Company with a term expiring at the 2015 Annual Meeting of Shareholders.

(c) In connection with 2014 Annual Meeting, the Company will take all action necessary to effect the following:

(i) the Board and the Nominating Committee shall nominate Becker and Fine for election to the Board as Class A directors at the 2014 Annual Meeting and, if required by applicable law, Domenik and Reuben Richards for election to the Board as Class C directors with a one-year term at the 2014 Annual Meeting; and

(ii) the Company shall recommend that the Company's shareholders vote, and shall solicit proxies, in favor of the election of Becker and Fine and, if applicable, Domenik and Reuben Richards at the 2014 Annual Meeting and otherwise support Becker and Fine and, if applicable, Domenik and Reuben Richards for election in a manner no less rigorous and favorable than the manner in which the Company supports its other nominees.

---

(d) Immediately following the 2014 Annual Meeting, the Company will take all corporate action necessary to elect a new Chairman of the Board, other than the Existing Chairman, that is mutually agreed upon by the Company and the Shareholder Group.

(e) In connection with the 2015 Annual Meeting, the Company will take all action necessary to effect the following:

(i) the Board and the Nominating Committee shall nominate Domenik for election to the Board as a Class C director at the 2015 Annual Meeting; and

(ii) the Company shall recommend that the Company's shareholders vote, and shall solicit proxies, in favor of the election of Domenik at the 2015 Annual Meeting and otherwise support Domenik for election in a manner no less rigorous and favorable than the manner in which the Company supports its other nominees.

(f) The Company agrees that, from and after the 2014 Annual Meeting until the 2015 Annual Meeting (i) the Strategy Committee shall be comprised of no more than four members, at least three of whom shall be independent directors within the meaning of the Nasdaq listing standards, (ii) with respect to the Strategy Committee, Becker shall be a member and the Chairman of such Committee, and Reuben Richards (for so long as he serves as a member of the Board, unless otherwise determined by the Board) and one of the other New Directors shall also be members of such Committee, (iii) each of the Audit Committee, Compensation Committee and Technology and Strategy Committee of the Board shall have no more than four members each and at least one of the New Directors shall be a member, and (iv) the Nominating Committee of the Board shall have no more than four members, one of whom shall be Becker and another of whom shall be another New Director.

(g) As soon as reasonably practicable, but in no event later than 30 days after the date hereof, the Company will retain an operational consultant mutually agreeable to the Shareholder Group and the Company for purposes of identifying areas of increased operational efficiency and potential cost-cutting measures consistent with the Company's model for growth.

(h) The Company agrees, until the conclusion of the 2015 Annual Meeting: (i) not to increase the size of the Board except (x) as necessary to comply with the terms of this Agreement and (y) following the 2014 Annual Meeting, for an increase to ten directors provided that any vacancy created by such increase is filled with a person mutually agreeable to the Company and the Shareholder Group, and (ii) not to fill the vacancies created by Thomas Russell or John Gillen retiring, resigning or not standing for re-election.

5. *Replacement Directors.* If, at any time prior to the conclusion of the 2015 Annual Meeting, any of the New Directors is unable or unwilling to serve as a director of the Company, then the Shareholder Group and the Board (excluding the New Director who is resigning) shall appoint a mutually agreeable replacement for such New Director within ninety (90) days of such New Director validly tendering his resignation from the Board (in which case all references in this Agreement to "Becker," "Domenik," "Fine" or "New Director" with respect to such New Director's rights and obligations as a director shall refer to such replacement, as applicable, *provided* that references in this Agreement to "Shareholder Group" will not include such person unless such person is otherwise already a member.

6. *Voting.* During the Standstill Period, each member of the Shareholder Group shall cause all shares of Common Stock owned of record or beneficially owned by it or its respective Affiliates or Associates to be present for quorum purposes and to be voted in favor of all directors nominated by the Board for election at any shareholder meeting where such matters will be voted on; *provided*, that such nominees were not nominated in contravention of this Agreement.

7. *Standstill.* Each member of the Shareholder Group agrees that, during the Standstill Period, he or it will not, and he or it will cause each of such person's respective Affiliates, Associates and agents and any other persons acting on his or its behalf not to, directly or indirectly:

---

(a) acquire beneficial ownership in excess of 15% of the outstanding shares of Common Stock (based on the latest annual or quarterly report of the Company filed with the SEC pursuant to Section 13 or 15(d) of the Exchange Act), other than the acquisition of equity-based compensation pursuant to Section 9 hereof and the exercise of any options or conversion of any convertible securities comprising such equity-based compensation;

(b) submit any shareholder proposal (pursuant to Rule 14a-8 promulgated by the SEC under the Exchange Act or otherwise) or any notice of nomination or other business for consideration, or nominate any candidate for election to the Board or oppose the directors nominated by the Board, other than as expressly permitted by this Agreement;

(c) form, join in or in any other way participate in a “partnership, limited partnership, syndicate or other group” within the meaning of Section 13(d) (3) of the Exchange Act with respect to the Common Stock or deposit any shares of Common Stock in a voting trust or similar arrangement or subject any shares of Common Stock to any voting agreement or pooling arrangement, other than with other members of the Shareholder Group or one or more of their Affiliates (provided that any such Affiliate signs a joinder to this Agreement) or to the extent such a group may be deemed to result with the Company or any New Director or any of their respective Affiliates as a result of this Agreement;

(d) engage in discussions with other shareholders of the Company, solicit proxies or written consents of shareholders, or otherwise conduct any nonbinding referendum with respect to the Common Stock, or make, or in any way encourage, influence or participate in, any “solicitation” of any “proxy” within the meaning of Rule 14a-1 promulgated by the SEC under the Exchange Act to vote, or advise, encourage or influence any person with respect to voting or tendering, any shares of Common Stock with respect to any matter, including without limitation, any Sale Transaction that is not approved by a majority of the Board, or become a “participant” in any contested “solicitation” for the election of directors with respect to the Company (as such terms are defined or used under the Exchange Act and the rules promulgated by the SEC thereunder), other than a “solicitation” or acting as a “participant” in support of all of the nominees of the Board at any shareholder meeting;

(e) call, seek to call, or to request the calling of, a special meeting of the shareholders of the Company, or seek to make, or make, a shareholder proposal at any meeting of the shareholders of the Company or make a request for a list of the Company’s shareholders (or otherwise induce, encourage or assist any other person to initiate or pursue such a proposal or request) or otherwise acting alone, or in concert with others, seek to control or influence the governance or policies of the Company;

(f) effect or seek to effect (including, without limitation, by entering into any discussions, negotiations, agreements or understandings with any third person), offer or propose (whether publicly or otherwise) to effect, or cause or participate in, or in any way assist, solicit, encourage or facilitate any other person to effect or seek, offer or propose (whether publicly or otherwise) to effect or cause or participate in (including by tendering or selling into) (i) any acquisition of any material assets or businesses of the Company or any of its subsidiaries, (ii) any transfer or acquisition of shares of Common Stock or other securities of the Company or any securities of any Affiliate of the Company if, after completion of such transfer or acquisition or proposed transfer or acquisition, a person or group (other than the Shareholder Group and their Affiliates) would beneficially own, or have the right to acquire beneficial ownership of, more than 5% of the outstanding shares of Common Stock (based on the latest annual or quarterly report of the Company filed with the SEC pursuant to Section 13 or 15(d) of the Exchange Act), provided that open market sales of securities through a broker by the Shareholder Group which are not actually known by the Shareholder Group, to result in any transferee acquiring beneficial ownership of more than 5% of the outstanding shares of Common Stock shall not be included in this clause (ii) or constitute a breach of this Section 7, (iii) any tender offer or exchange offer, merger, change of control, acquisition or other business combination involving the Company or any of its subsidiaries, or (iv) any recapitalization, restructuring, liquidation, dissolution or other extraordinary transaction with respect to the Company or any of its subsidiaries (any of the transactions or events described in (i) through (iv) above are referred to as a “**Sale Transaction**”), unless such Sale Transaction has been approved by a majority of the Board and has been announced by the Company; *provided*, that this paragraph shall not require members of the Shareholder Group or any New Director to vote in favor of a Sale Transaction that was approved by the Board;

---

(g) publicly disclose, or cause or facilitate the public disclosure (including without limitation the filing of any document or report with the SEC or any other governmental agency or any disclosure to any journalist, member of the media or securities analyst) of any intent, purpose, plan or proposal to obtain any waiver, or consent under, or any amendment of, any of the provisions of Section 6 hereof or this Section 7, or otherwise seek (in any manner that would require public disclosure by any of the members of the Shareholder Group or their Affiliates or Associates) to obtain any waiver, consent under, or amendment of, any provision of this Agreement;

(h) publicly disparage the Company or any member of the Board or management of the Company, *provided* that this provision shall not apply to compelled testimony, either by legal process, subpoena or otherwise, or to communications that are required by an applicable legal obligation and are subject to contractual provisions providing for confidential disclosure;

(i) engage in any short sale or any purchase, sale or grant of any option, warrant, convertible security, stock appreciation right, or other similar right (including, without limitation, any put or call option or “swap” transaction) with respect to any security (other than a broad-based market basket or index) that includes, relates to or derives any significant part of its value from a decline in the market price or value of the Company’s securities;

(j) enter into any arrangements, understandings or agreements (whether written or oral) with, or advise, finance, assist or encourage any other person that engages, or offers or proposes to engage, in any of the foregoing; or

(k) take or cause or induce or assist others to take any action inconsistent with any of the foregoing;

*provided*, that, notwithstanding the foregoing, it is understood and agreed that this Agreement shall not be deemed to prohibit (x) any of the New Directors from engaging in any lawful act in his capacity as a director of the Company that is either expressly approved by the Board or required in order to comply with his fiduciary duties as a director of the Company or (y) the Shareholder Group from making public statements, engaging in discussions with other shareholders, soliciting proxies or voting any shares or proxies with respect to any Sale Transaction that has been approved by a majority of the Board and has been announced by the Company.

8. *Company Policies.* By the Effective Time, each of the New Directors will have reviewed the Company’s policies, procedures, and guidelines applicable to members of the Board and agrees to abide by the provisions thereof during his or her service as a director of the Company, including, without limitation, the Code of Conduct, Insider Trading Policy, and Regulation FD Policy. The members of the Shareholder Group acknowledge that they are aware that United States securities law prohibits any person who has material non-public information about a company from purchasing or selling any securities of such company, or from communicating such information to any other person under circumstances in which it is reasonably foreseeable that such person is likely to purchase or sell such securities.

9. *Compensation.* Each of the New Directors shall be compensated for his service as a director and shall be reimbursed for his expenses on the same basis as all other non-employee directors of the Company and shall be eligible to be granted equity-based compensation on the same basis as all other non-employee directors of the Company.

10. *Indemnification and Insurance.* Each of the New Directors shall be entitled to the same rights of indemnification and directors and officers’ liability insurance coverage as the other non-employee directors of the Company as such rights may exist from time to time.

11. *Non-Disparagement.* The Company agrees, prior to the conclusion of the 2015 Annual Meeting, that it shall not publicly disparage any member of the Shareholder Group, any member of the management of the Shareholder Group, or any New Director, *provided* that this provision shall not apply to compelled testimony, either by legal process, subpoena or otherwise, or to communications that are required by an applicable legal obligation or are subject to contractual provisions providing for confidential disclosure.

---

12. *Demand Letter.* BD Management, L.P. withdraws its demand letter related to the Company's shareholder list sent to the Company on October 15, 2013 (the "**Demand Letter**").

13. *Schedule 13D.* The members of the Shareholder Group shall promptly file an amendment to the Schedule 13D reporting the entry into this agreement, amending applicable items to conform to their obligations hereunder and appending or incorporating by reference this Agreement as an exhibit thereto. Such members of the Shareholder Group shall provide the Company with a reasonable opportunity to review and comment on such amendment in advance of filing, and shall accept any such reasonable and timely comments of the Company.

14. *Press Release / Form 8-K.* On or promptly after the date hereof, the Company shall issue a press release reasonably satisfactory to the Company and the Shareholder Group, which press release shall announce the appointment of the New Directors. The Company shall also provide to the Shareholder Group a reasonable opportunity to review and comment on any Form 8-K with respect to the execution and delivery of this Agreement by the parties hereto in advance of its filing, and shall consider in good faith the reasonable and timely comments of the Shareholder Group. No member of the Shareholder Group shall make (and they will cause their Affiliates and Associates not to make) any public statements with respect to the matters covered by this Agreement (including in any filing with the SEC, any other regulatory or governmental agency, or any stock exchange, or in any materials that would reasonably be expected to be filed with the SEC, including pursuant to Exchange Act Rules 14a-6 or 14a-12) that are inconsistent with, or otherwise contrary to, this Agreement or the statements in any above described press release or Form 8-K filing.

15. *Expenses.* Within two business days of the date hereof, the Company shall reimburse the Shareholder Group for the documented out-of-pocket expenses (up to a maximum of \$75,000) incurred by the Shareholder Group in connection with their statements on Schedule 13D, the Demand Letter and related anticipated proxy solicitation, the negotiation and execution of this Agreement and all related activities and matters. Except as provided in the preceding sentence, each cost or expense incurred in connection with this Agreement shall be paid by the party incurring such cost or expense.

16. *Specific Performance.* Each party hereto acknowledges and agrees, on behalf of itself and its Affiliates, that irreparable harm would occur in the event any of the provisions of this Agreement were not performed in accordance with their specific terms or were otherwise breached. It is accordingly agreed that the parties will be entitled to specific relief hereunder, including, without limitation, an injunction or injunctions to prevent and enjoin breaches of the provisions of this Agreement and to enforce specifically the terms and provisions hereof in any state or federal court located in the State of New Jersey, in addition to any other remedy to which they may be entitled at law or in equity. Any requirements for the securing or posting of any bond with such remedy are hereby waived.

17. *Jurisdiction.* Each party hereto agrees, on behalf of itself and its Affiliates, that any actions, suits or proceedings arising out of or relating to this Agreement or the transactions contemplated hereby will be brought solely and exclusively in any state or federal court located in the State of New Jersey (and the parties agree on behalf of themselves and their respective Affiliates not to commence any action, suit or proceeding relating thereto except in such courts), and further agrees that service of any process, summons, notice or document by U.S. registered mail to the respective addresses set forth in [Section 21](#) hereof will be effective service of process for any such action, suit or proceeding brought against any party in any such court. Each party, on behalf of itself and its Affiliates, agrees and consents to the personal jurisdiction of the state and federal courts located in the State of New Jersey, and irrevocably and unconditionally waives any objection to the laying of venue of any action, suit or proceeding arising out of this Agreement or the transactions contemplated hereby, in the state or federal courts located in the State of New Jersey, and hereby further irrevocably and unconditionally waives and agrees not to plead or claim in any such court that any such action, suit or proceeding brought in any such court has been brought in an improper or inconvenient forum.

18. *Applicable Law.* This Agreement shall be governed in all respects, including validity, interpretation and effect, by the laws of the State of New Jersey applicable to contracts executed and to be performed wholly

---

within such state, without giving effect to the choice of law principles of such state. Each party hereto agrees to irrevocably waive any right to trial by jury.

19. *Counterparts; Facsimile or Electronic Signatures.* This Agreement may be executed in two or more counterparts which together shall constitute a single agreement. Facsimile or electronic (*i.e.*, PDF) signatures shall be as effective as original signatures.

20. *Entire Agreement; Amendment and Waiver; Successors and Assigns.* This Agreement contains the entire understanding of the parties hereto with respect to, and supersedes all prior agreements relating to, its subject matter. There are no restrictions, agreements, promises, representations, warranties, covenants or undertakings between the parties other than those expressly set forth herein. This Agreement may be amended only by a written instrument duly executed by the parties hereto or their respective successors or assigns. No failure on the part of any party to exercise, and no delay in exercising, any right, power or remedy hereunder shall operate as a waiver thereof, nor shall any single or partial exercise of such right, power or remedy by such party preclude any other or further exercise thereof or the exercise of any other right, power or remedy. All remedies hereunder are cumulative and are not exclusive of any other remedies provided by law. The terms and conditions of this Agreement shall be binding upon, inure to the benefit of, and be enforceable by the parties hereto and their respective successors, heirs, executors, legal representatives, and assigns. No party hereto may assign or otherwise transfer either this agreement or any of its rights, interests or obligations hereunder without the prior written consent of the other parties hereto. Any purported transfer without such consent shall be void.

21. *Notices.* All notices, consents, requests, instructions, approvals and other communications provided for herein and all legal process in regard hereto shall be in writing and shall be deemed validly given, made or served, (a) if given by telecopy, when such telecopy is transmitted to the telecopy number set forth below, or to such other telecopy number as is provided by a party to this Agreement to the other parties pursuant to notice given in accordance with the provisions of this Section 21, and the appropriate confirmation is received, or (b) if given by any other means, when actually received during normal business hours at the address specified in this Section 21, or at such other address as is provided by a party to this Agreement to the other parties pursuant to notice given in accordance with the provisions of this Section 21:

if to the Company:

Emcore Corporation  
10420 Research Road, S.E.  
Albuquerque, New Mexico 87123  
Facsimile: (626) 293-3420  
Attention: General Counsel

with a copy to:

Wilson Sonsini Goodrich & Rosati  
Professional Corporation  
650 Page Mill Road  
Palo Alto, California 94304  
Facsimile: (650) 493-6811  
Attention: Bradley L. Finkelstein, Esq.

if to the Shareholder Group or any member thereof:

Becker Drapkin Management, L.P.

---

500 Crescent Court

Suite 230

Dallas, Texas 75201

Facsimile: (214) 756-6019

Attention: Steven R. Becker

Attention: Matthew A. Drapkin

with a copy to:

Boies, Schiller & Flexner LLP

575 Lexington Avenue, 7th Floor

New York, New York 10022

Facsimile: (212) 446-2350

Attention: Richard J. Birns, Esq.

22. *No Third-Party Beneficiaries.* Nothing in this Agreement is intended to confer on any person other than the parties hereto or their respective successors and assigns, and their respective Affiliates to the extent provided herein, any rights, remedies, obligations or liabilities under or by reason of this Agreement.

23. *Unenforceability.* If any provision of this Agreement is held invalid or unenforceable by any court of competent jurisdiction, then the other provisions of this Agreement shall remain in full force and effect. Any provision of this Agreement held invalid or unenforceable only in part or degree shall remain in full force and effect to the extent not held invalid or unenforceable. The parties hereto further agree to replace such invalid or unenforceable provision of this Agreement with a valid and enforceable provision that will achieve, to the extent possible, the purposes of such invalid or unenforceable provision.

24. *Construction.* Each of the parties hereto acknowledges that it has been represented by counsel of its choice throughout all negotiations that have preceded the execution of this Agreement, and that it has executed this Agreement with the advice of such counsel. Each party hereto and its counsel cooperated and participated in the drafting and preparation of this Agreement, and any and all drafts relating thereto exchanged among the parties shall be deemed the work product of all of the parties and may not be construed against any party by reason of its drafting or preparation. Accordingly, any rule of law or any legal decision that would require interpretation of any ambiguities in this Agreement against any party hereto that drafted or prepared it is of no application and is hereby expressly waived by each of the parties, and any controversy over interpretations of this Agreement shall be decided without regard to events of drafting or preparation.

*[Signature page follows]*

---



IN WITNESS WHEREOF, this Agreement has been duly executed and delivered by the duly authorized signatories of the parties as of the date first written above.

COMPANY:

EMCORE Corporation

By:

Name:

Title:

STEVEN R. BECKER

MATTHEW A. DRAPKIN

BC ADVISORS, LLC

BECKER DRAPKIN MANAGEMENT, L.P.

By:BC Advisors, LLC, its general partner

By:

By:

Name:

Name:

Title:

Title:

BECKER DRAPKIN PARTNERS (QP), L.P.

BECKER DRAPKIN PARTNERS, L.P.

By:Becker Drapkin Management, L.P., its general partner

By:Becker Drapkin Management, L.P., its general partner

By:BC Advisors, LLC, its general partner

By:BC Advisors, LLC, its general partner

By:

By:

Name:

Name:

Title:

Title:





**EMCORE Corporation Subsidiaries\***

Corona Optical Systems, Inc., a Delaware corporation  
EMCORE Fiber Optics, Inc., a Delaware corporation  
EMCORE Hong Kong, Limited, a Hong Kong corporation  
EMCORE IRB Company, LLC, a New Mexico limited liability company  
EMCORE Netherlands B.V.  
EMCORE Solar Arizona, Inc., a Delaware corporation  
EMCORE Solar Power, Inc., a Delaware corporation  
EMCORE Spain S.L.  
K2 Optronics, Inc. a Delaware corporation  
Langfang EMCORE Optoelectronics Company, Limited, a Chinese corporation  
Opticomm Corporation, a Delaware corporation

\*As of December 5, 2013

**Consent of Independent Registered Public Accounting Firm**

The Board of Directors  
EMCORE Corporation:

We consent to the incorporation by reference in the registration statement Nos. 333-160368, 333-37306, 333-60816, 333-118076, 333-132317, 333-160360, 333-132318, 333-159769, 333-27507, 333-36445, 333-118074, 333-39547, 333-45827, 333-171929, 333-175777, 333-185699, 333-185698, and 333-189451 on Form S-8 of EMCORE Corporation; and registration statement Nos. 333-160437, 333-183256, and 333-176797 on Form S-3 of EMCORE Corporation of our report dated December 6, 2013, with respect to the consolidated balance sheets of EMCORE Corporation as of September 30, 2013 and 2012, and the related consolidated statements of operations and comprehensive income (loss), shareholders' equity and cash flows, for each of the years in the three-year period ended September 30, 2013, and the effectiveness of internal control over financial reporting as of September 30, 2013, which reports appear in the September 30, 2013 annual report on Form 10-K of EMCORE Corporation.

/s/ KPMG LLP

KPMG LLP  
Albuquerque, New Mexico  
December 6, 2013

**EMCORE CORPORATION  
CERTIFICATION PURSUANT TO SECTION 302  
OF THE SARBANES-OXLEY ACT OF 2002**

I, Hong Q. Hou, Ph.D. certify that:

1. I have reviewed this Annual Report on Form 10-K of EMCORE Corporation ("Report");
2. Based on my knowledge, this Report does not contain any untrue statement of a material fact or omit to state a material fact necessary to make the statements made, in light of the circumstances under which such statements were made, not misleading with respect to the period covered by this Report;
3. Based on my knowledge, the financial statements, and other financial information included in this Report, fairly present in all material respects the financial condition, results of operations and cash flows of the registrant as of, and for, the periods presented in this Report;
4. The registrant's other certifying officer and I are responsible for establishing and maintaining disclosure controls and procedures (as defined in Exchange Act Rules 13a-15(e) and 15d-15(e)) and internal control over financial reporting (as defined in Exchange Act Rules 13a-15(f) and 15d-15(f)) for the registrant and have:
  - a. Designed such disclosure controls and procedures, or caused such disclosure controls and procedures to be designed under our supervision, to ensure that material information relating to the registrant, including its consolidated subsidiaries, is made known to us by others within those entities, particularly during the period in which this Report is being prepared;
  - b. Designed such internal control over financial reporting, or caused such internal control over financial reporting to be designed under our supervision, to provide reasonable assurance regarding the reliability of financial reporting and the preparation of financial statements for external purposes in accordance with generally accepted accounting principles;
  - c. Evaluated the effectiveness of the registrant's disclosure controls and procedures and presented in this Report our conclusions about the effectiveness of the disclosure controls and procedures, as of the end of the period covered by this Report based on such evaluation; and
  - d. Disclosed in this Report any change in the registrant's internal control over financial reporting that occurred during the registrant's most recent fiscal quarter (the registrant's fourth fiscal quarter in the case of an annual report) that has materially affected, or is reasonably likely to materially affect, the registrant's internal control over financial reporting; and
5. The registrant's other certifying officer and I have disclosed, based on our most recent evaluation of internal control over financial reporting, to the registrant's auditors and the audit committee of the registrant's board of directors (or persons performing the equivalent functions):
  - a. All significant deficiencies and material weaknesses in the design or operation of internal control over financial reporting which are reasonably likely to adversely affect the registrant's ability to record, process, summarize and report financial information; and
  - b. Any fraud, whether or not material, that involves management or other employees who have a significant role in the registrant's internal control over financial reporting.

Date: **December 6, 2013**

By: **/s/ Hong Hou**  
Hong Q. Hou, Ph.D.  
Chief Executive Officer  
(Principal Executive Officer)

**EMCORE CORPORATION**  
**CERTIFICATION PURSUANT TO SECTION 302**  
**OF THE SARBANES-OXLEY ACT OF 2002**

I, Mark B. Weinswig, certify that:

1. I have reviewed this Annual Report on Form 10-K of EMCORE Corporation ("Report");
2. Based on my knowledge, this Report does not contain any untrue statement of a material fact or omit to state a material fact necessary to make the statements made, in light of the circumstances under which such statements were made, not misleading with respect to the period covered by this Report;
3. Based on my knowledge, the financial statements, and other financial information included in this Report, fairly present in all material respects the financial condition, results of operations and cash flows of the registrant as of, and for, the periods presented in this Report;
4. The registrant's other certifying officer and I are responsible for establishing and maintaining disclosure controls and procedures (as defined in Exchange Act Rules 13a-15(e) and 15d-15(e)) and internal control over financial reporting (as defined in Exchange Act Rules 13a-15(f) and 15d-15(f)) for the registrant and have:
  - a. Designed such disclosure controls and procedures, or caused such disclosure controls and procedures to be designed under our supervision, to ensure that material information relating to the registrant, including its consolidated subsidiaries, is made known to us by others within those entities, particularly during the period in which this Report is being prepared;
  - b. Designed such internal control over financial reporting, or caused such internal control over financial reporting to be designed under our supervision, to provide reasonable assurance regarding the reliability of financial reporting and the preparation of financial statements for external purposes in accordance with generally accepted accounting principles;
  - c. Evaluated the effectiveness of the registrant's disclosure controls and procedures and presented in this Report our conclusions about the effectiveness of the disclosure controls and procedures, as of the end of the period covered by this Report based on such evaluation; and
  - d. Disclosed in this Report any change in the registrant's internal control over financial reporting that occurred during the registrant's most recent fiscal quarter (the registrant's fourth fiscal quarter in the case of an annual report) that has materially affected, or is reasonably likely to materially affect, the registrant's internal control over financial reporting; and
5. The registrant's other certifying officer and I have disclosed, based on our most recent evaluation of internal control over financial reporting, to the registrant's auditors and the audit committee of the registrant's board of directors (or persons performing the equivalent functions):
  - a. All significant deficiencies and material weaknesses in the design or operation of internal control over financial reporting which are reasonably likely to adversely affect the registrant's ability to record, process, summarize and report financial information; and
  - b. Any fraud, whether or not material, that involves management or other employees who have a significant role in the registrant's internal control over financial reporting.

Date: **December 6, 2013**

By: **/s/ Mark Weinswig**  
Mark B. Weinswig  
Chief Financial Officer  
(Principal Financial and Accounting Officer)

**STATEMENT REQUIRED BY 18 U.S.C. §1350, AS ADOPTED  
PURSUANT TO §906 OF THE SARBANES-OXLEY ACT OF 2002**

In connection with the Annual Report on Form 10-K of EMCORE Corporation (the "Company") for the Fiscal Year period ended September 30, 2013, as filed with the Securities and Exchange Commission on the date hereof (the "Report"), I, Hong Q. Hou, Ph.D., Chief Executive Officer (Principal Executive Officer) of the Company, certify, pursuant to 18 U.S.C. § 1350, as adopted pursuant to § 906 of the Sarbanes-Oxley Act of 2002, that:

- 1) The Report fully complies with the requirements of Section 13(a) or 15(d) of the Securities Exchange Act of 1934; and
- 2) The information contained in the Report fairly presents, in all material respects, the financial condition and results of operations of the Company.

Date: **December 6, 2013**

By: **/s/ Hong Hou**

Hong Q. Hou, Ph.D.

Chief Executive Officer

(Principal Executive Officer)

*A signed original of this written statement required by Section 906 has been provided to EMCORE Corporation and will be retained by EMCORE Corporation and furnished to the Securities and Exchange Commission or its staff upon request. This certification has not been, and shall not be deemed to be, filed with the Securities and Exchange Commission.*

**STATEMENT REQUIRED BY 18 U.S.C. §1350, AS ADOPTED  
PURSUANT TO §906 OF THE SARBANES-OXLEY ACT OF 2002**

In connection with the Annual Report on Form 10-K of EMCORE Corporation (the "Company") for the Fiscal Year period ended September 30, 2013, as filed with the Securities and Exchange Commission on the date hereof (the "Report"), I, Mark B. Weinswig, Chief Financial Officer (Principal Financial and Accounting Officer) of the Company, certify, pursuant to 18 U.S.C. § 1350, as adopted pursuant to § 906 of the Sarbanes-Oxley Act of 2002, that:

- 1) The Report fully complies with the requirements of Section 13(a) or 15(d) of the Securities Exchange Act of 1934; and
- 2) The information contained in the Report fairly presents, in all material respects, the financial condition and results of operations of the Company.

Date: **December 6, 2013**

By: **/s/ Mark Weinswig**

Mark B. Weinswig

Chief Financial Officer

(Principal Financial and Accounting Officer)

*A signed original of this written statement required by Section 906 has been provided to EMCORE Corporation and will be retained by EMCORE Corporation and furnished to the Securities and Exchange Commission or its staff upon request. This certification has not been, and shall not be deemed to be, filed with the Securities and Exchange Commission.*